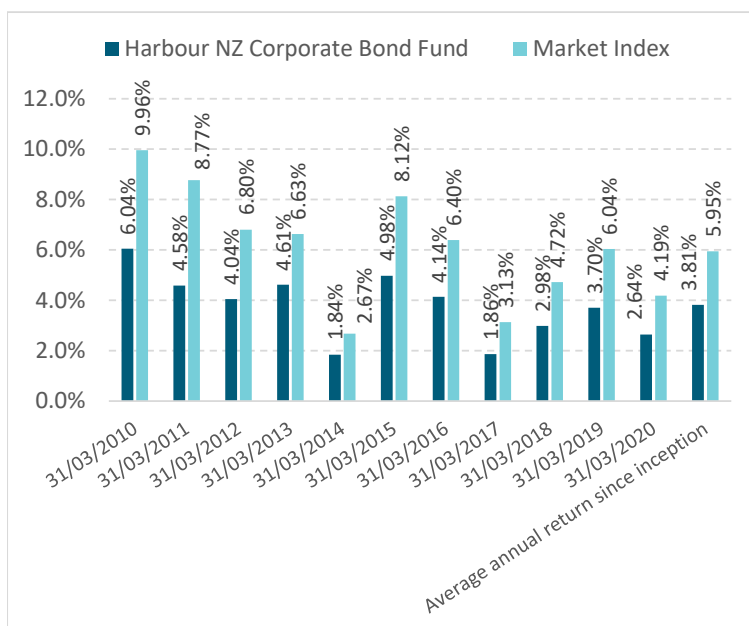


How has the Fund performed?

	Average over past 5 years	Past Year
Annual Return¹ (after deductions for charges and tax)	3.36%	3.93%
Annual Return¹ (after deductions for charges but before tax)	4.69%	5.49%
Market index annual return¹ (reflects no deduction for charges and tax)	5.25%	5.82%

The market index annual return is based on the weighted average return of the market indices used to measure performance of the underlying fund. In this case the Market Index is the S&P/NZX A Grade Corporate Bond Total Return Index. Additional information about the market index is available on the offer register at www.business.govt.nz/disclose

Annual Return Graph²



This shows the return after fund charges and tax for each year ending 31 March since the Fund started. The last bar shows the annualised annual return since the Fund started, up to 30 June 2020. The Market Index returns do not include any tax, expenses or charges.

Important: This does not tell you how the Fund will perform in the future. Returns in this update are after tax at the highest prescribed investor rate (PIR) of tax for an individual New Zealand resident. Your tax may be lower.

What fees are investors charged?

Investors in the Fund are charged fund charges. In the year to 30 June 2019 these were as follows:

	% of net asset value
Total fund charges (Inc. GST)	0.64%
Which are made up of:	
Total management and administration charges	0.64%
Including-	
Manager's basic fee	0.54%
Other management and administration charges ³	0.10%
Total Performance-based fees	0.00%

The fees for this Fund have reduced on 1 July 2019. Please refer to the latest PDS which details these estimated fees and charges to provide you with an indication for the year to 30 June 2020.

Investors may also be charged individual action fees for specific actions or decisions (for example, for withdrawing from or switching funds). See the PDS and Other Material Information Document (OMI) for more information about fees.

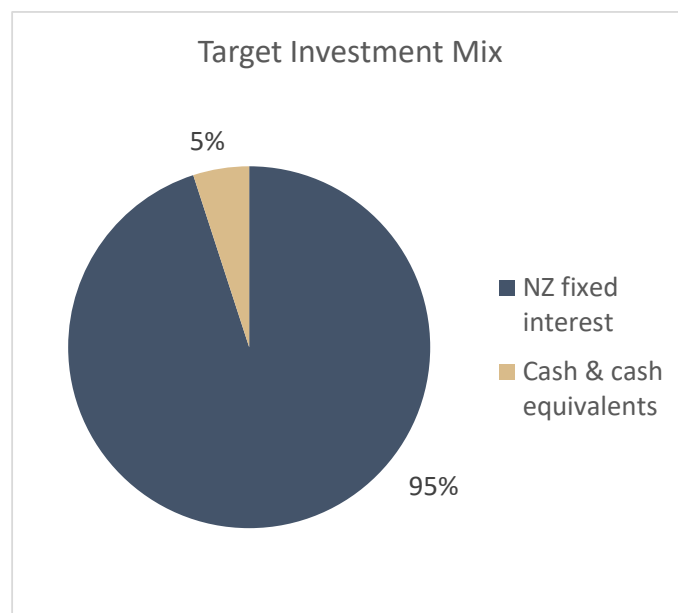
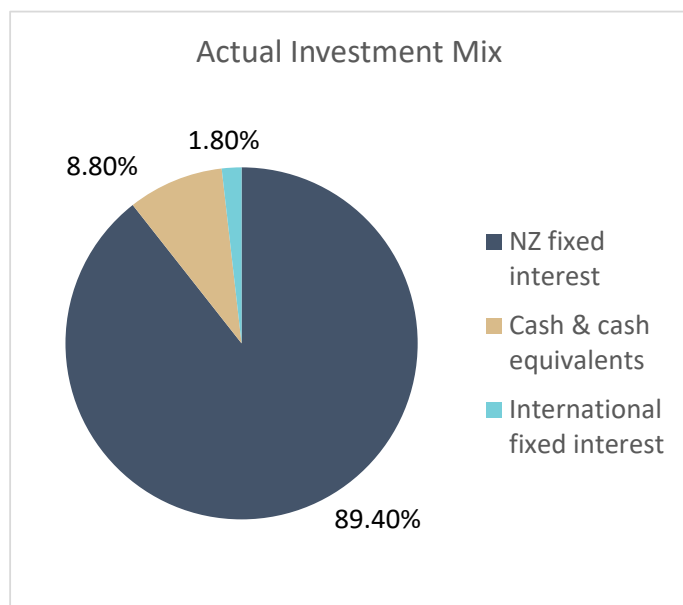
Example of how this applies to an investor

Small differences in fees and charges can have a big impact on your investment over the long term.

Jenny had \$10,000 in the Harbour NZ Corporate Bond Fund at the start of the year and did not make any further contributions. At the end of the year, Jenny received a return after fund charges were deducted of \$549 (that is 5.49% of her initial \$10,000). This gives Jenny a total return after tax of \$393.

What does the Fund invest in?

This shows the types of assets that the fund invests in.





Actual asset allocation to 30 June 2020. Actual asset allocation will vary from the target asset allocation as market conditions change and if we pursue tactical investment opportunities.

Top 10 investments

Name	% of Fund net assets	Type	Country	Credit rating
NZ Government Stock 15/04/2023 5.50%	4.99%	New Zealand fixed interest	NZ	AA+
NZ Local Gov Fund Agency 15/04/25 2.75%	4.73%	New Zealand fixed interest	NZ	AA+
Kommunalbanken AS 12/06/2025 0.75%	3.29%	New Zealand fixed interest	NO	AAA
Housing New Zealand Ltd 12/06/25 3.36%	3.27%	New Zealand fixed interest	NZ	AA+
ANZ A/C	2.63%	Cash and cash equivalents	NZ	AA
Dunedin City Treasury 17/07/2025 3.61%	2.59%	New Zealand fixed interest	NZ	AA
Landwirtschaftliche Ren 23/04/24 5.375%	2.44%	New Zealand fixed interest	DE	AAA
ASB Bank Deposit A/C 12/8/2020	2.29%	Cash and cash equivalents	NZ	AA
Auckland Council 24/03/2025 4.176%	2.12%	New Zealand fixed interest	NZ	AA
NZ Local Gov Fund Agency 14/04/33 3.50%	2.09%	New Zealand fixed interest	NZ	AA+

The top 10 investments make up **30.4%** of the net asset value of the Fund.

Key Personnel

Name	Current Position	Time in current position	Previous position	Time in previous position
Mark Brown 	Director, Head of Fixed Income	9 years & 9 months	AXA/Alliance Bernstein, Head of Fixed Interest	16 years & 5 months
George Henderson 	Portfolio Manager	2 years & 0 months	Portfolio Manager, Royal London Asset Management	11 Years & 6 months

Further information

You can also obtain this information, the PDS for the Harbour NZ Corporate Bond Fund, and some additional information from the offer register at www.business.govt.nz/disclose.

Notes:

1. Returns to 30 June 2020.
2. The bar chart shows fund returns after the deduction of fees and tax, however the market index returns are shown before any fees or tax is deducted.
3. Other fees: these charges cover the general management of the Fund e.g. administration, Supervisor, legal, and audit fees and costs required to comply with relevant legislation. These charges are based on the audited financial statements for the Fund to 30 June 2019 and includes any applicable GST. More information on these charges can be found in the PDS and the other material information document (OMI) on the Disclose Register.

Hyperlinks to Harbour documents:

Links to the latest PDS, SIPO & OMI for the Harbour Funds can be found on the Harbour website:
<https://www.harbourasset.co.nz/our-funds/investor-documents/>