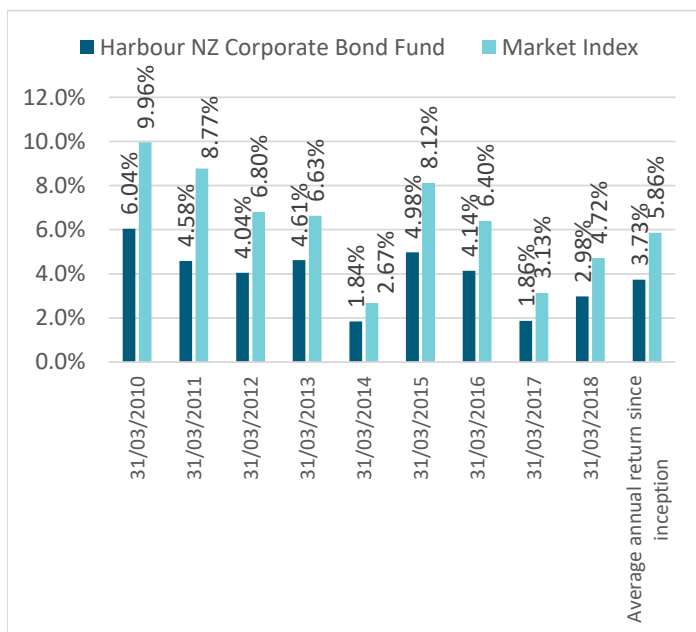


How has the Fund performed?

	Average over past 5 years	Past Year
Annual Return¹ (after deductions for charges and tax)	3.42%	2.77%
Annual Return¹ (after deductions for charges but before tax)	4.79%	3.87%
Market index annual return¹ (reflects no deduction for charges and tax)	5.50%	4.43%

The market index annual return is based on the weighted average return of the market indices used to measure performance of the underlying fund. In this case the Market Index is the S&P/NZX A Grade Corporate Bond Total Return Index. Additional information about the market index is available on the offer register at www.business.govt.nz/disclose

Annual Return Graph²



This shows the return after fund charges and tax for each year ending 31 March since the Fund started. The last bar shows the annualised annual return since the Fund started, up to 31 December 2018. The Market Index returns do not include any tax, expenses or charges.

Important: This does not tell you how the Fund will perform in the future. Returns in this update are after tax at the highest prescribed investor rate (PIR) of tax for an individual New Zealand resident. Your tax may be lower.

What fees are investors charged?

Investors in the Fund are charged fund charges. In the year to 30 June 2018 these were as follows:

	% of net asset value
Total fund charges (Inc. GST)	0.64%
Which are made up of:	
Total management and administration charges	0.64%
Including-	
Manager's basic fee	0.53%
Other management and administration charges ³	0.11%
Total Performance-based fees	0.00%

Investors may also be charged individual action fees for specific actions or decisions (for example, for withdrawing from or switching funds). See the PDS and Other Material Information Document (OMI) for more information about fees.

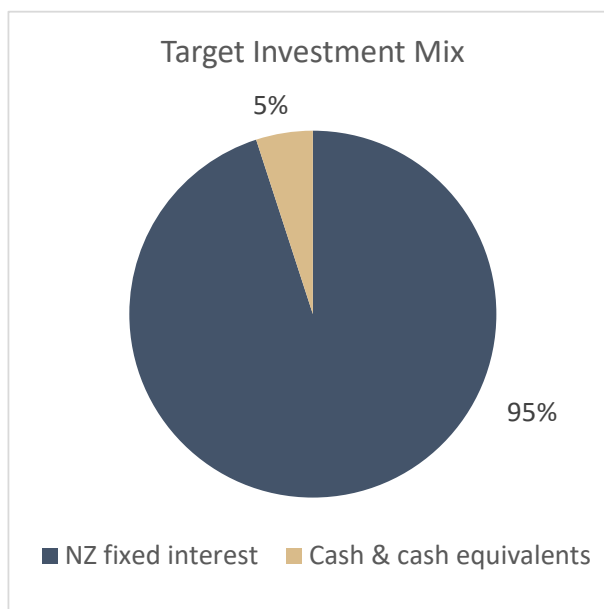
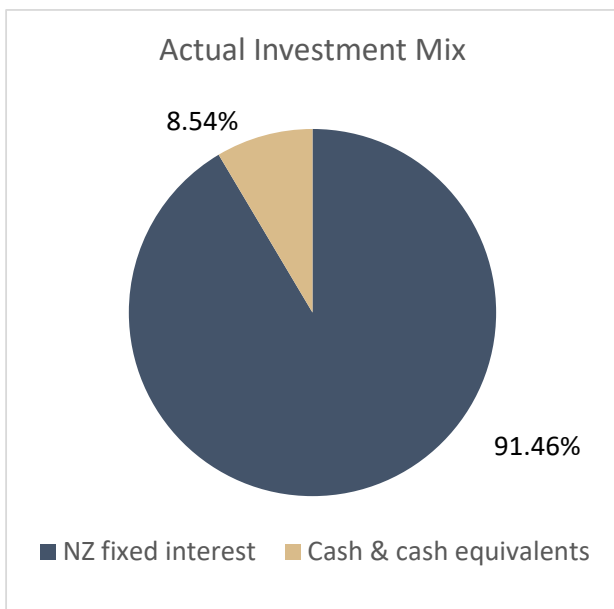
Example of how this applies to an investor

Small differences in fees and charges can have a big impact on your investment over the long term.

Jenny had \$10,000 in the Harbour NZ Corporate Bond Fund at the start of the year and did not make any further contributions. At the end of the year, Jenny received a return after fund charges were deducted of \$387 (that is 3.87% of her initial \$10,000). This gives Jenny a total return after tax of \$277.

What does the Fund invest in?

This shows the types of assets that the fund invests in.



Actual asset allocation to 31 December 2018. Actual asset allocation will vary from the target asset allocation as market conditions change and if we pursue tactical investment opportunities.

Top 10 investments

Name	% of Fund net assets	Type	Country	Credit rating
NZ Local Govt Fund Agency 04/25 2.75%	7.04%	New Zealand fixed interest	NZ	AA+
ASB Bank Limited 26/05/2021 4.245%	3.54%	New Zealand fixed interest	NZ	AA-
NZ Local Gov Fund Agency 14/04/33 3.50%	2.88%	New Zealand fixed interest	NZ	AA+
Dunedin City Treasury 17/07/2025 3.61%	2.77%	New Zealand fixed interest	NZ	A-1+
BNZ 25/06/2019 5.57%	2.47%	New Zealand fixed interest	NZ	AA-
Kommunalbanken AS 28/03/2019 5.00%	2.36%	New Zealand fixed interest	NZ	AAA
Auckland Council 24/03/2025 4.176%	2.28%	New Zealand fixed interest	NZ	AA
NZGS Index Linked Bond 20/09/2025 2.00%	2.26%	New Zealand fixed interest	NZ	AA+
Fonterra Cooperative Grp 20/10/21 4.33%	2.23%	New Zealand fixed interest	NZ	A-
Westpac NZ Limited 23/03/2023 3.72%	1.93%	New Zealand fixed interest	NZ	AA-

The top 10 investments make up **29.8%** of the net asset value of the Fund.

Key Personnel

Name	Current Position	Time in current position	Previous position	Time in previous position
Mark Brown 	Director, Fixed Income Portfolio Manager	8 years & 3 months	AXA/Alliance Bernstein, Head of Fixed Interest	16 years & 5 months
Christian Hawkesby 	Executive Director, Head of Fixed Income & Economics	8 years & 3 months	Bank of England	9 years & 1 months
Simon Pannett 	Director, Research Analyst	5 years & 5 months	Investment Solutions, UK Investment Analyst	2 years & 4 months
George Henderson 	Investment Analyst	0 years & 6 months	Portfolio Manager, Royal London Asset Management	11 Years & 6 months

Further information

You can also obtain this information, the PDS for the Harbour NZ Corporate Bond Fund, and some additional information from the offer register at www.business.govt.nz/disclose.

Notes:

- Returns to 31 December 2018.
- The bar chart shows fund returns after the deduction of fees and tax, however the market index returns are shown before any fees or tax is deducted.
- Other fees: these charges cover the general management of the Fund e.g. administration, Supervisor, legal, and audit fees and costs required to comply with relevant legislation. These charges are based on the audited financial statements for the Fund to 30 June 2018 and includes any applicable GST. More information on these charges can be found in the PDS and the other material information document (OMI) on the Disclose Register.
www.business.govt.nz/disclose

Hyperlinks to Harbour documents:

Product Disclosure statement (PDS)

Other material information (OMI)

Statement of Investment policy & objectives (SIPO)