

Harbour Australasian Equity Focus Fund Fund Update

for the quarter ended 30 September 2018

Harbour Investment Funds

This fund update was first made publicly available on 30 October 2018

What is the purpose of this update?

This document tells you how the Harbour Australasian Equity Focus Fund has performed and what fees were charged. The document will help you compare the Fund with other funds. Harbour Asset Management Limited prepared this update in accordance with the Financial Markets Conduct Act 2013. This information is not audited and may be updated.

Description of this fund

The Fund is an actively managed fund investing in New Zealand and Australian listed equities. It is a high conviction fund where the portfolio will consist of companies our analysts have researched and have a high belief will perform over the medium to longer-term. A higher rated company will have a higher weighting in the portfolio.

Investment Objective: To deliver medium to long term capital growth through investing in quality businesses with strong growth prospects.

Benchmark: 50% S&P/NZX 50 and a 50% S&P/ASX 200 Index (which is 50% hedged into NZ dollars).

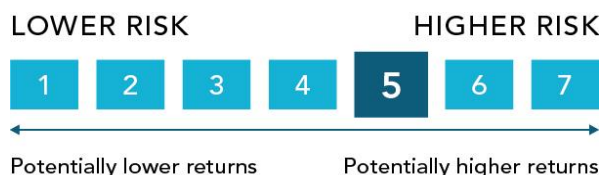
Total value of the Fund (NZD)

\$ 21,880,166

The date the Fund started

10 April 2014

What are the risks of investing?



A combination of actual Fund returns and market index returns have been used to determine the risk indicator for the Harbour Australasian Equity Focus Fund (inception 10 April 2014), as the Fund has not been operational for the required 5 years. The risk indicator may therefore provide a less reliable indicator of potential future volatility of this Fund.

The risk indicator is rated from **1 (low) to 7 (high)**. The rating reflects how much the value of the Fund's assets goes up and down. A higher risk generally means higher potential returns over time, but more ups and downs along the way. To help you clarify your own attitude to risk, you can seek financial advice or work out your risk profile at www.sorted.org.nz.

Note that even the lowest category does not mean a risk-free investment, and there are other risks that are not captured by this rating.

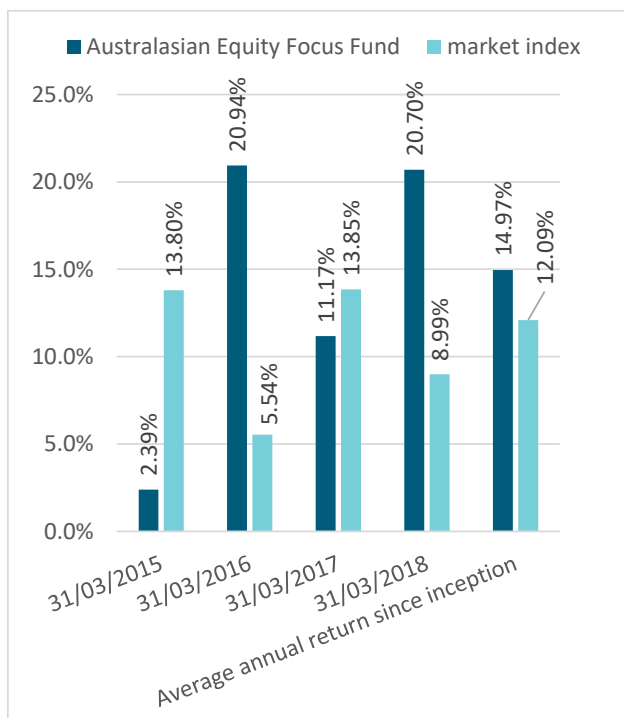
This risk indicator is not a guarantee of a fund's future performance. The risk indicator is based on the returns data for the 5 years to 30 September 2018. While risk indicators are usually relatively stable, they do shift from time to time. The risk indicator will continue to be updated in future fund updates. See the Product Disclosure Statement (PDS) for more information about the risks associated with investing in this Fund.

How has the Fund performed?

	Past Year
Annual Return¹ (after deductions for charges and tax)	20.23%
Annual Return¹ (after deductions for charges but before tax)	20.55%
Market index annual return¹ (reflects no deduction for charges and tax)	16.80%

The market index annual return is based on the weighted average return of the market indices used to measure performance of the underlying fund. In this case the Market Index is 50% S&P/NZX50 and a 50% S&P/ASX 200 Index (which is hedged into NZD). Additional information about the market index is available on the offer register at www.business.govt.nz/disclose.

Annual Return Graph²



This shows the return after Fund charges and tax for each year ending 31 March since the Fund started. The last bar shows the annualised annual return since the fund started, up to 30 September 18. Market Index Returns do not include any tax, expenses or charges.

Important: This does not tell you how the Fund will perform in the future. Returns in this update are after tax at the highest prescribed investor rate (PIR) of tax for an individual New Zealand resident. Your tax may be lower.

What fees are investors charged?

Investors in the Fund are charged fund charges. In the year to 30 June 2018 these were as follows:

	% of net asset value
Total fund charges (Inc. GST)*	2.13%
Which are made up of:	
Total management and administration	1.26%
Including-	
Manager's basic fee	0.93%
Other management and administration charges ³	0.33%
Total Performance-based fees	0.87%

* The performance fee includes an amount accrued up to 31 December 2017 and subsequently paid in January 2018 and an expense accrual from 1 January 2018 to 30 June 2018. The accrual is subject to change (down or up) depending on relative performance for the remainder of the calendar year for 2018. Please refer to the latest PDS which details these estimated fees and charges to provide you with an indication for the year to 30 June 2019.

Investors may also be charged individual action fees for specific actions or decisions (for example, for withdrawing from or switching funds). See the PDS and Other Material Information Document (OMI) for more information about fees. Also see the product disclosure statement for more information about the basis on which performance fees are charged.

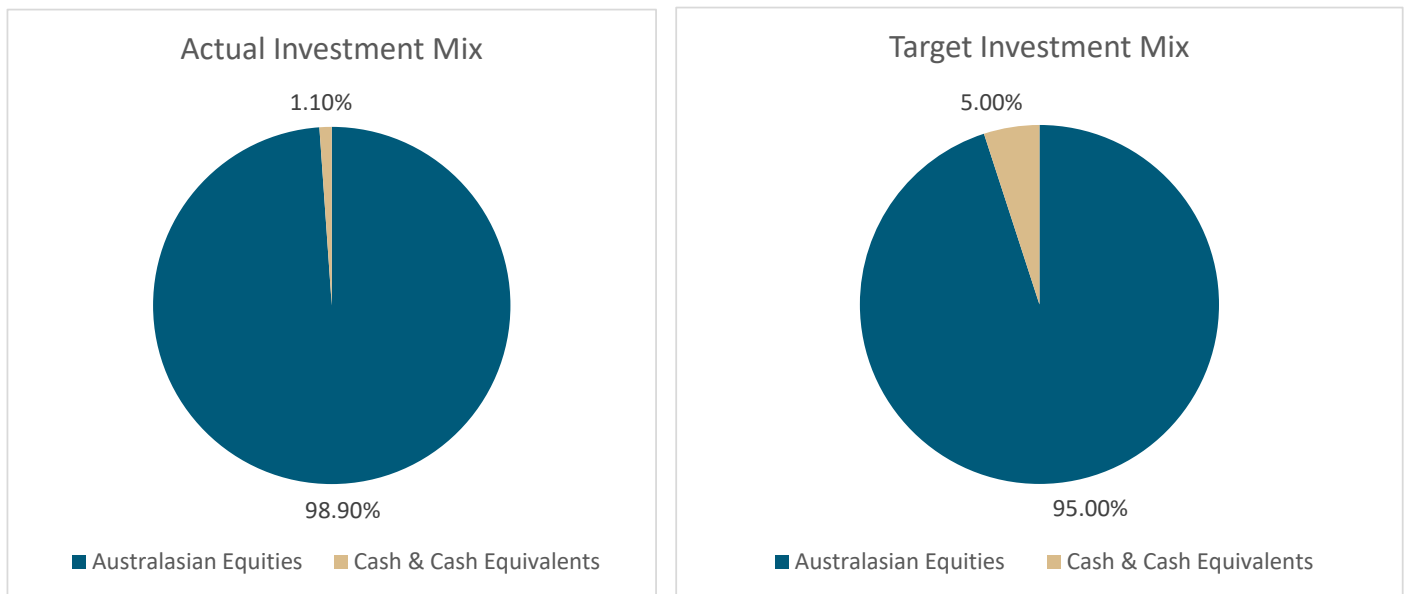
Example of how this applies to an investor

Small differences in fees and charges can have a big impact on your investment over the long term.

Jenny had \$10,000 in the Harbour Australasian Equity Focus Fund at the start of the year and did not make any further contributions. At the end of the year, Jenny received a return, after fund charges were deducted, of \$2,055 (that is 20.55% of her initial \$10,000). This gives Jenny a total return after tax of \$2,023 for the year.

What does the Fund invest in?

This shows the types of assets that the fund invests in.



Actual asset allocation to 30 September 2018. Actual asset allocation will vary from the target asset allocation as market conditions and if we pursue tactical investment opportunities.

Top 10 investments

Name	% of Fund net assets	Type	Country
A2 Milk	12.96%	Australasian equities	NZ
CSL	9.55%	Australasian equities	AU
Mainfreight	8.10%	Australasian equities	NZ
Summerset Group Holdings	6.42%	Australasian equities	NZ
Macquarie Group	6.31%	Australasian equities	AU
Challenger	5.62%	Australasian equities	AU
Vista Group International	4.91%	Australasian equities	NZ
Scales Corp	4.44%	Australasian equities	NZ
Kathmandu Holdings	4.15%	Australasian equities	NZ
Gentrack Group	3.49%	Australasian equities	NZ

The top 10 investments make up **66.0%** of the net asset value of the Fund.

Key Personnel

Name	Current Position	Time in current position	Previous position	Time in previous position
Andrew Bascand 	Managing Director	8 years and 9 months	Senior Vice President & Portfolio Manager, Alliance Bernstein	10 Years
Shane Solly 	Director, Portfolio Manager	4 years and 6 months	Head of Equities, Mint Asset Management	7 years & 2 months
Craig Stent 	Executive Director, Head of Equities	8 years and 9 months	Research Analyst, Alliance Bernstein	7 years & 3 months

Further information

You can also obtain this information, the PDS for the Harbour Australasian Equity Focus Fund, and some additional information from the offer register at www.business.govt.nz/disclose.

Notes:

- Returns to 30 September 2018.
- The bar chart shows fund returns after the deduction of fees and tax, however the market index returns are shown before any fees or tax is deducted.
- Other fees: these charges cover the general management of the Fund e.g. administration, Supervisor, legal, and audit fees and costs required to comply with relevant legislation. These charges are based on the audited financial statements for the Fund to 30 June 2018 and includes any applicable GST. These also include underlying fund charges for retail funds holding units in other Harbour Funds. More information on these charges can be found in the PDS and the other material information document (OMI) on the Disclose Register.
- The Fund currently has 42.03% of assets invested in Australian equities. Of this exposure, we have a 19.98% hedge on these Australian dollar denominated assets.

Hyperlinks to Harbour documents:

Product Disclosure statement (PDS)

Other material information (OMI)

Statement of Investment policy & objectives (SIPO)