

# Harbour NZ Core Fixed Interest Fund Fund Update

for the quarter ended 30 September 2018

Harbour Investment Funds

This fund update was first made publicly available on 30 October 2018

## What is the purpose of this update?

This document tells you how the Harbour NZ Core Fixed Interest Fund has performed and what fees were charged. The document will help you compare the Fund with other funds. Harbour Asset Management Limited prepared this update in accordance with the Financial Markets Conduct Act 2013. This information is not audited and may be updated.

## Description of this fund

The Fund is an actively managed investment grade bond fund that invests mainly in New Zealand Government and corporate bond fixed interest securities.

**Investment Objective:** The investment objective of the Fund is to outperform the benchmark by 100 basis points per annum over a rolling three year period.

**Benchmark:** 50:50 weighted average of the S&P/NZX Government Bond Index and S&P/NZX A Grade Corporate Bond Total Return Index.

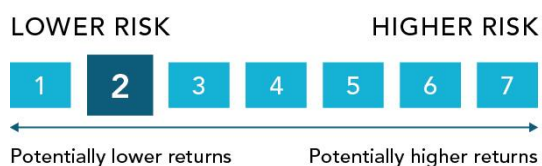
Total value of the Fund (NZD)

\$156,342,202

The date the Fund started

24 May 2011

## What are the risks of investing?



The risk indicator is rated from **1 (low) to 7 (high)**. The rating reflects how much the value of the Fund's assets goes up and down. A higher risk generally means higher potential returns over time, but more ups and downs along the way. To help you clarify your own attitude to risk, you can seek financial advice or work out your risk profile at [www.sorted.org.nz](http://www.sorted.org.nz).

Note that even the lowest category does not mean a risk-free investment, and there are other risks that are not captured by this rating.

This risk indicator is not a guarantee of a fund's future performance. The risk indicator is based on the returns data for the 5 years to 30 September 2018. While risk indicators are usually relatively stable, they do shift from time to time. The risk indicator will continue to be updated in future fund updates.

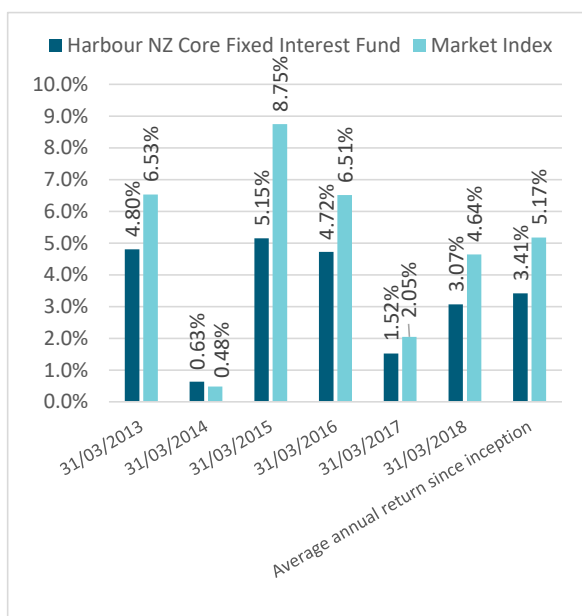
See the Product Disclosure Statement (PDS) for more information about the risks associated with investing in this Fund.

## How has the Fund performed?

	Average over past 5 years	Past Year
<b>Annual Return<sup>1</sup></b> (after deductions for charges and tax)	<b>3.43%</b>	<b>2.92%</b>
<b>Annual Return<sup>1</sup></b> (after deductions for charges but before tax)	<b>4.79%</b>	<b>4.08%</b>
<b>Market index annual return<sup>1</sup></b> (reflects no deduction for charges and tax)	<b>5.26%</b>	<b>4.75%</b>

The market index annual return is based on the weighted average return of the market indices used to measure performance of the underlying fund. In this case the Market Index is 50:50 weighted average of the S&P/NZX Government Bond Index and S&P/NZX A Grade Corporate Bond Total Return Index. Additional information about the market index is available on the offer register at [www.business.govt.nz/disclose](http://www.business.govt.nz/disclose).

## Annual Return Graph<sup>2</sup>



This shows the return after Fund charges and tax for each year ending 31 March since the Fund started. The last bar shows the annualised annual return since the fund started, up to 30 September 18. Market Index Returns do not include any tax, expenses or charges.

**Important:** This does not tell you how the Fund will perform in the future. Returns in this update are after tax at the highest prescribed investor rate (PIR) of tax for an individual New Zealand resident. Your tax may be lower.

## What fees are investors charged?

Investors in the Fund are charged fund charges. In the year to 30 June 2018 these were as follows:

	% of net asset value
<b>Total fund charges (Inc. GST)</b>	<b>0.64%</b>
Which are made up of:	
<b>Total management and administration</b>	<b>0.64%</b>
Including-	
Manager's basic fee	0.54%
Other management and administration charges <sup>3</sup>	0.10%
<b>Total Performance-based fees</b>	<b>0.00%</b>

Investors may also be charged individual action fees for specific actions or decisions (for example, for withdrawing from or switching funds). See the PDS and Other Material Information Document (OMI) for more information about fees.

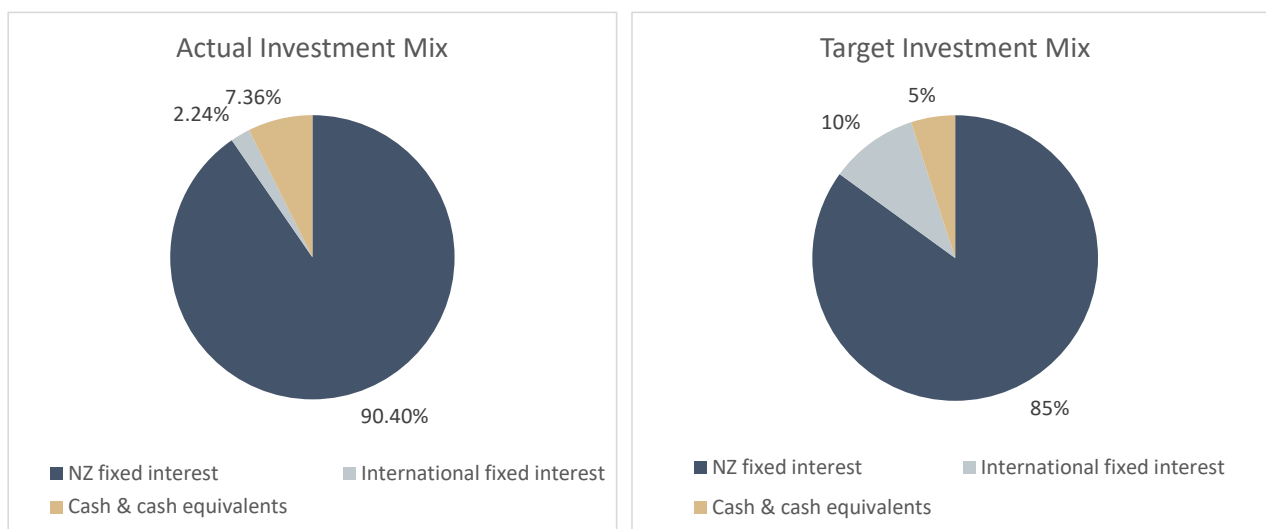
## Example of how this applies to an investor

Small differences in fees and charges can have a big impact on your investment over the long term.

Jenny had \$10,000 in the Harbour NZ Core Fixed Interest Fund at the start of the year and did not make any further contributions. At the end of the year, Jenny received a return, after fund charges were deducted, of \$408 (that is 4.08% of her initial \$10,000). This gives Jenny a total return after tax of \$292 for the year.

## What does the Fund invest in?

This shows the types of assets that the fund invests in.







Actual asset allocation to 30 September 2018. Actual asset allocation will vary from the target asset allocation as market conditions and if we pursue tactical investment opportunities.

## Top 10 investments

Name	% of Fund net assets	Type	Country	Credit Rating
NZGS Index Linked Bond 20/09/2025 2.00%	11.15%	New Zealand fixed interest	NZ	AA+
NZ Government Stock 15/03/2019 5.00%	7.27%	New Zealand fixed interest	NZ	AA+
NZ Government Stock 15/04/2020 3.00%	6.95%	New Zealand fixed interest	NZ	AA+
NZ Government Stock 15/05/2021 6.00%	6.07%	New Zealand fixed interest	NZ	AA+
NZ Local Govt Fund Agency 04/25 2.75%	2.78%	New Zealand fixed interest	NZ	AA+
NZ Government Stock 15/04/2023 5.50%	2.58%	New Zealand fixed interest	NZ	AA+
Nordic Investment Bank 18/03/21 3.125%	2.04%	New Zealand fixed interest	NZ	AAA
NZ Government Stock 20/04/2029 3.00%	1.89%	New Zealand fixed interest	NZ	AA+
Fonterra Cooperative Grp 20/10/21 4.33%	1.35%	New Zealand fixed interest	NZ	A-
NZ Local Gov Fund Agency 14/04/33 3.50%	1.34%	New Zealand fixed interest	NZ	AA+

The top 10 investments make up **43.4%** of the net asset value of the Fund.

## Key Personnel

Name	Current Position	Time in current position	Previous position	Time in previous position
 Mark Brown	Director, Fixed Income Portfolio Manager	7 years and 12 months	AXA/Alliance Bernstein, Head of Fixed Interest	16 years & 5 months
 Christian Hawkesby	Executive Head of Fixed Income & Economics	7 years and 12 months	Bank of England	9 years & 1 month
 Simon Pannett	Director, Research Analyst	5 years and 2 months	Investment Solutions, UK Investment Analyst	2 years & 4 months
 George Henderson	Investment Analyst	0 years and 3 months	Portfolio Manager, Royal London Asset Management	11 years & 6 months

## Further information

You can also obtain this information, the PDS for the Harbour NZ Core Fixed Interest Fund, and some additional information from the offer register at [www.business.govt.nz/disclose](http://www.business.govt.nz/disclose).

## Notes:

- Returns to 30 September 2018.
- The bar chart shows fund returns after the deduction of fees and tax, however the market index returns are shown before any fees or tax is deducted.
- Other fees: these charges cover the general management of the Fund e.g. administration, Supervisor, legal, and audit fees and costs required to comply with relevant legislation. These charges are based on the audited financial statements for the Fund to 30 June 2018 and includes any applicable GST. More information on charges can be found in the PDS and the other material information document (OMI) on the Disclose Register.

## Hyperlinks to Harbour documents:

[Product Disclosure statement \(PDS\)](#)

[Other material information \(OMI\)](#)

[Statement of Investment policy & objectives \(SIPO\)](#)