

Harbour Sustainable Impact Fund

Fund Update

for the quarter ended 31 December 2023

Harbour Investment Funds

This fund update was first made publicly available on 13 February 2024

What is the purpose of this update?

This document tells you how the Harbour Sustainable Impact Fund has performed and what fees were charged. The document will help you compare the Fund with other funds. Harbour Asset Management Limited prepared this update in accordance with the Financial Markets Conduct Act 2013. This information is not audited and may be updated.

Description of this fund

The Fund is designed to provide investors with exposure to a diversified range of global and domestic investments which make a positive environmental or social impact while aiming to exceed the return benchmark. All investments are assessed against the United Nations Sustainable Development Goals (SDGs). The Fund invests approximately 60% in growth assets such as impact global and domestic public and private equities and approximately 40% into more defensive assets, predominantly impact and green bonds that meet our research criteria. The Manager will use active management to enhance returns and manage downside risks.

Investment Objective: To exceed the Official Cash Rate (OCR) plus 4% over rolling 5-year periods. The impact objectives are to make measurable positive influence on UN Sustainable Development Goals which could include climate, natural capital, resource sustainability, wellness, social inclusion and thriving communities and infrastructure. More information on the goals is contained at sdgs.un.org

Benchmark: 5% S&P/NZX Bank Bills 90-day Index, 35% S&P/NZX A-Grade Corporate Bond Total Return Index, 15% S&P/NZX 50 Portfolio Index, 10% S&P/ASX 200 Index (50% hedged to NZD), 17.5% MSCI All Country World Index (unhedged), 17.5% MSCI All Country World Index (100% hedged to NZD).

Total value of the Fund (NZD)

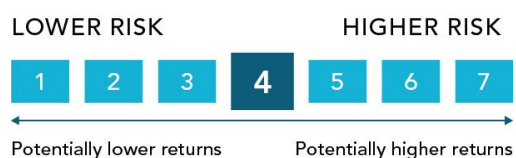
\$6,966,375

The date the Fund started

30 November 2021

What are the risks of investing?

Risk Indicator for the Harbour Sustainable Impact Fund



A combination of actual Fund returns and market index returns have been used to determine the risk indicator for the Harbour Sustainable Impact Fund (inception 30 November 2021), as the Fund has not been operational for the required 5 years. The risk indicator may therefore provide a less reliable indicator of potential future volatility of this Fund.

The risk indicator is rated from **1 (low) to 7 (high)**. The rating reflects how much the value of the Fund's assets goes up and down. A higher risk generally means higher potential returns over time, but more ups and downs along the way. To help you clarify your own attitude to risk, you can seek financial advice or work out your risk profile at www.sorted.org.nz.

Note that even the lowest category does not mean a risk-free investment, and there are other risks that are not captured by this rating.

This risk indicator is not a guarantee of a fund's future performance. The risk indicator is based on the returns data for the 5 years to 31 December 2023. While risk indicators are usually relatively stable, they do shift from time to time. The risk indicator will continue to be updated in future fund updates.

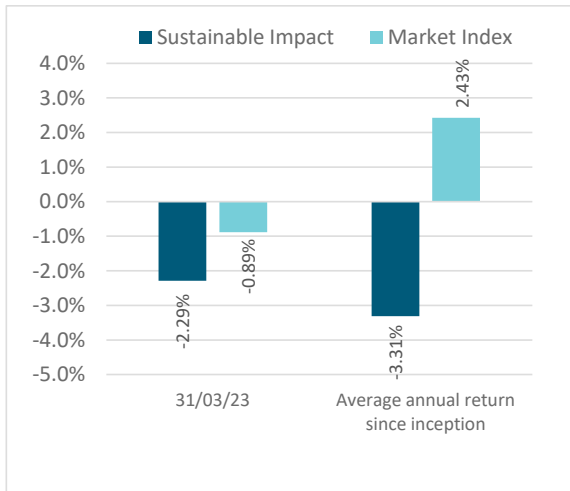
See the Product Disclosure Statement (PDS) for more information about the risks associated with investing in this Fund.

How has the Fund performed?

	Past Year
Annual Return¹ (after deductions for charges and tax)	4.38%
Annual Return¹ (after deductions for charges but before tax)	5.77%
Market index annual return¹ (reflects no deduction for charges and tax)	12.19%

The market index annual return is based on the weighted average return of the market indices used to measure performance of the underlying fund. In this case the Market Index is the 5% S&P/NZX Bank Bills 90-day Index, 35% S&P/NZX A-Grade Corporate Bond Total Return Index, 15% S&P/NZX 50 Portfolio Index, 10% S&P/ASX 200 Index (50% hedged to NZD), 17.5% MSCI All Country World Index (unhedged), 17.5% MSCI All Country World Index (100% hedged to NZD). Additional information about the market index is available on the offer register at <https://disclose-register.companiesoffice.govt.nz/>.

Annual Return Graph²



This graph shows the return after Fund charges and tax for each year ending 31 March since the Fund started. The last bar shows the annualised annual return since the Fund started, up to 31 December 2023. Market Index returns do not include any tax, expenses or charges.

Important: This does not tell you how the Fund will perform in the future. Returns in this update are after tax at the highest prescribed investor rate (PIR) of tax for an individual New Zealand resident. Your tax may be lower.

What fees are investors charged?

Investors in the Fund are charged fund charges. In the year to 30 June 2023 these were as follows:

	% of net asset value
Total fund charges (Inc. GST)	1.33%
Which are made up of:	
Total management and administration	1.33%
Including-	
Manager's basic fee	1.05%
Other management and administration charges ³	0.28%
Total Performance-based fees	0.00%

The Harbour Sustainable Impact Fund does not charge a performance fee, however, some of the underlying Funds do, which flows through to the investor. Please refer to the PDS & OMI for more information on how performance fees are charged.

Investors may also be charged individual action fees for specific actions or decisions (for example, for withdrawing from or switching funds). See the PDS and Other Material Information Document OMI for more information about fees.

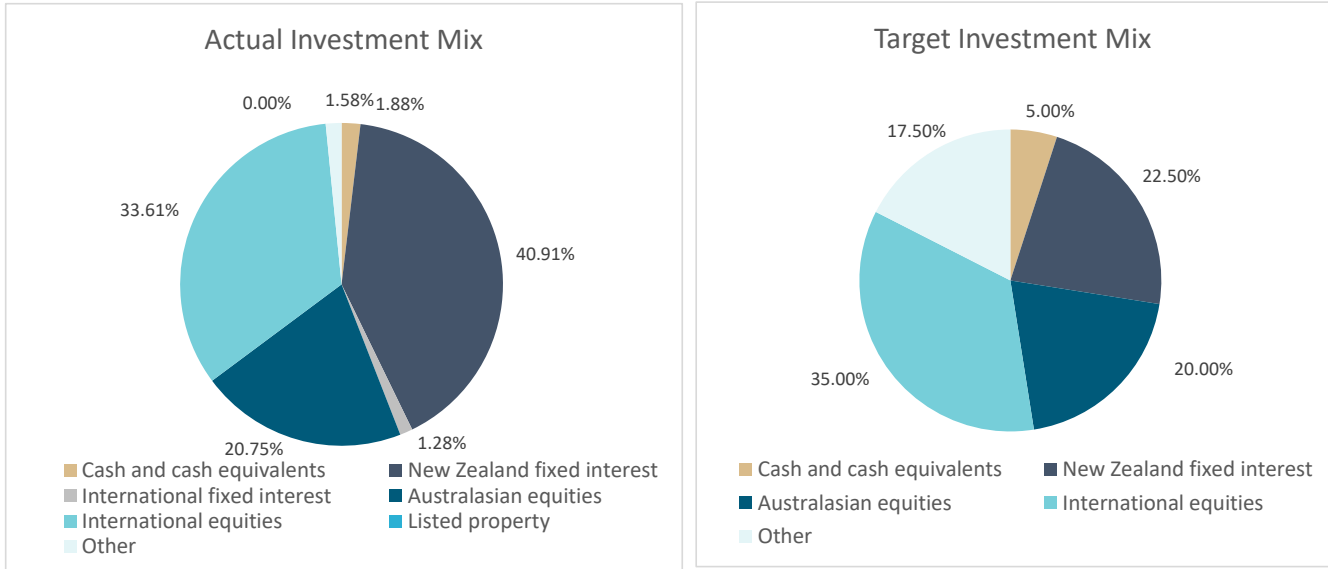
Example of how this applies to an investor

Small differences in fees and charges can have a big impact on your investment over the long term.

Jenny had \$10,000 in the Harbour Sustainable Impact Fund at the start of the year and did not make any further contributions. At the end of the year, Jenny received a return, after fund charges were deducted, of \$577 (that is 5.77% of her initial \$10,000). This gives Jenny a total return after tax of \$438 for the year.

What does the Fund invest in?

This shows the types of assets that the fund invests in.



Actual asset allocation to 31 December 2023. Actual asset allocation will vary from the target asset allocation as market conditions change and if we pursue tactical investment opportunities.

Top 10 investments



Name	% of Fund net assets	Type	Country	Credit Rating*
Mirova Global Sustainable Equity Fund	22.15%	International equities	US	NA
T.Rowe Price Global Impact Equity Fund	11.46%	International equities	US	NA
Spark Finance Limited 29/09/2028 4.37%	3.56%	New Zealand fixed interest	NZ	A-
CSL	3.55%	Australasian equities	AU	NA
Contact Energy Limited	3.07%	Australasian equities	NZ	NA
Macquarie Group Limited	2.96%	Australasian equities	AU	NA
IDP Education Limited	2.65%	Australasian equities	AU	NA
GMT Bond Issuer Ltd 14/04/2027 4.74%	2.52%	New Zealand fixed interest	NZ	BBB+
International Bank Recon & Dev 30/11/2026 2.875%	2.41%	New Zealand fixed interest	NZ	AAA
Precinct Property NZ Ltd 09/05/28 5.25%	2.21%	New Zealand fixed interest	NZ	NR

* Securities with credit rating "NR" are those that are unated by rating agencies such as S&P, Moody's and Fitch.

* Securities specified as "NA" are those where there is no applicable rating by rating agencies such as S&P, Moody's and Fitch.

The top 10 investments make up **56.54%** of the net asset value of the Fund.

Key Personnel

Name	Current Position	Time in current position	Previous position	Time in previous position
 Chris Di Leva	Director, Portfolio Manager	5 years and 3 months	Mercer	8 Years & 0 months
 Simon Pannett	Director, Senior Credit Analyst	10 years and 5 months	Investment Solutions, UK Investment Analyst	2 Years & 4 months

Further information

You can also obtain this information, the PDS for the Harbour Sustainable Impact Fund, and some additional information from the offer register at <https://disclose-register.companiesoffice.govt.nz/>.

Notes:

1. Returns to 31 December 2023.
2. The bar chart shows fund returns after the deduction of fees and tax, however the market index returns are shown before any fees or tax is deducted.
3. Other fees: these charges cover the general management of the Fund e.g. administration, Supervisor, legal, and audit fees and costs required to comply with relevant legislation. These charges are based on the audited financial statements for the Fund to 30 June 2023 and includes any applicable GST. More information on these charges can be found in the PDS and the other material information document (OMI) on the Disclose Register.

Hyperlink to Harbour Investor Documents:

Links to the latest PDS, SIPO & OMI for the Harbour Funds can be found on the Harbour website: <https://www.harbourasset.co.nz/our-funds/investor-documents/>