

# Harbour Enhanced Cash Fund Fund Update

for the quarter ended 30 June 2020

Harbour Investment Funds

This fund update was first made publicly available on 28 July 2020

## What is the purpose of this update?

This document tells you how the Harbour Enhanced Cash Fund has performed and what fees were charged. The document will help you compare the Fund with other funds. Harbour Asset Management Limited prepared this update in accordance with the Financial Markets Conduct Act 2013. This information is not audited and may be updated.

## Description of this fund

The Harbour Enhanced Cash Fund is an actively managed portfolio that holds liquid money market securities, NZ Government Stock, corporate bonds and bank deposits, all denominated in New Zealand Dollars. The Fund is designed to earn a premium over 90 day bank bills, while aiming to avoid the volatility of traditional fixed interest funds. The maximum permitted duration of the Fund is 2 years. The Fund maintains a core holding of highly liquid securities in order to minimise transaction costs and facilitate investor cash flow requirements at short notice. The Fund also uses hedging instruments to manage interest rate risk within prescribed limits.

**Investment Objective:** To outperform the benchmark of the portfolio by 85 basis points per annum over a rolling 3-year period.

### Benchmark:

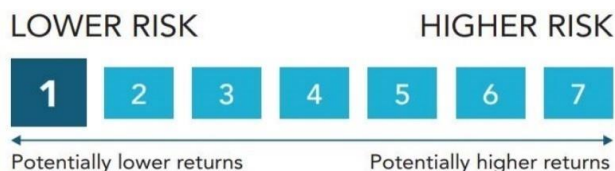
Total value of the Fund (NZD)

\$158,036,974

The date the Fund started

1 August 2019

## What are the risks of investing?



A combination of Fund returns for the Harbour NZ Short Duration Fund (to 31 July 19) which transitioned into the Enhanced Cash Fund (on 1 August 19) have been used to determine the risk indicator for the Harbour Enhanced Cash Fund. The risk indicator may therefore provide a less reliable indicator of potential future volatility of this Fund.

The risk indicator is rated from **1 (low) to 7 (high)**. The rating reflects how much the value of the Fund's assets goes up and down. A higher risk generally means higher potential returns over time, but more ups and downs along the way. To help you clarify your own attitude to risk, you can seek financial advice or work out your risk profile at [www.sorted.org.nz](http://www.sorted.org.nz).

Note that even the lowest category does not mean a risk-free investment, and there are other risks that are not captured by this rating.

This risk indicator is not a guarantee of a fund's future performance. The risk indicator is based on the returns data for the 5 years to 30 June 2020. While risk indicators are usually relatively stable, they do shift from time to time. The risk indicator will continue to be updated in future fund updates.

See the Product Disclosure Statement (PDS) for more information about the risks associated with investing in this Fund.

## How has the Fund performed?

	Past Year
<b>Annual Return<sup>1</sup></b> (after deductions for charges and tax)	<b>Not applicable</b> (as Fund has not been running for a year)
<b>Annual Return<sup>1</sup></b> (after deductions for charges but before tax)	<b>Not applicable</b> (as Fund has not been running for a year)
<b>Market index annual return<sup>1</sup></b> (reflects no deduction for charges and tax)	<b>1.20%</b>

The market index annual return is based on the weighted average return of the market indices used to measure performance of the underlying fund. In this case the Market Index is the S&P/NZX Bank Bills 90-Day Index. Additional information about the market index is available on the offer register at [www.business.govt.nz/disclose](http://www.business.govt.nz/disclose).

## What fees are investors charged?

Investors in the Fund are charged fund charges. This Fund has not been open for a year. As such, below are estimates of fees to 30 June 2020:

	% of net asset value
<b>Total fund charges (Inc. GST)</b>	<b>0.25%</b>
Which are made up of:	
<b>Total management and administration</b>	<b>0.25%</b>
Including-	
Manager's basic fee	0.16%
Other management and administration charges <sup>2</sup>	0.09%
<b>Total Performance-based fees</b>	<b>0.00%</b>

Investors may also be charged individual action fees for specific actions or decisions (for example, for withdrawing from or switching funds). See the PDS and Other Material Information Document OMI for more information about fees. Also see the product disclosure statement for more information about the basis on which performance fees are charged.

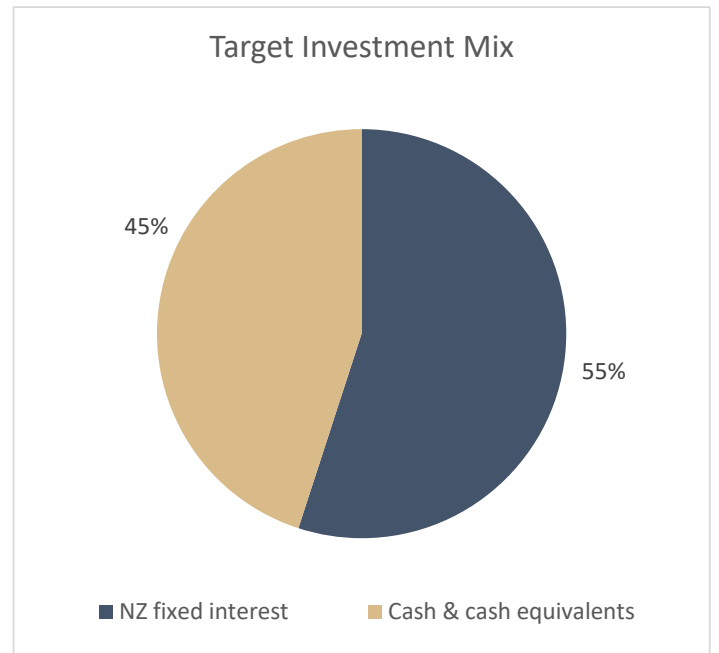
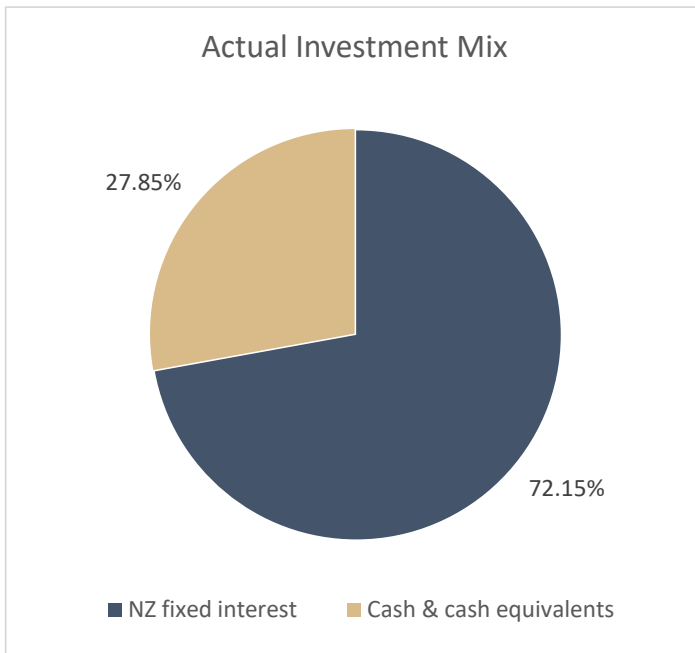
## Example of how this applies to an investor

Small differences in fees and charges can have a big impact on your investment over the long term.

Jenny had \$10,000 in the Harbour Enhanced Fund on 1 August 2019 (inception date) and did not make any further contributions. At the end of 30 June 2020, Jenny received a return after fund charges were deducted of \$191 (that is 1.91% of her initial \$10,000). This gives Jenny a total return after tax of \$137 for the period 1 August 2019 to 30 June 2020.

## What does the Fund invest in?

This shows the types of assets that the fund invests in.



Actual asset allocation to 30 June 2020. Actual asset allocation will vary from the target asset allocation as market conditions change and if we pursue tactical investment opportunities.

## Top 10 investments

Name	% of Fund net assets	Type	Country	Credit rating
NZ Government Stock 15/04/2023 5.50%	13.16%	New Zealand fixed interest	NZ	AA+
ANZ Bank NZ Limited 22/03/2021 4.00%	6.87%	New Zealand fixed interest	NZ	AA-
Auckland Council 12/08/2020	5.06%	New Zealand fixed interest	NZ	A-1+
Westpac NZ Limited 07/06/2022 3.775%	4.22%	New Zealand fixed interest	NZ	AA-
Bank of New Zealand 27/07/2022 3.856%	4.11%	New Zealand fixed interest	NZ	AA-
Westpac NZ Limited 28/04/21 3.795%	3.93%	New Zealand fixed interest	NZ	AA-
ANZ Bank NZ Limited 01/09/2022 3.75%	3.88%	New Zealand fixed interest	NZ	AA-
ANZ 28 A/C	3.87%	Cash and cash equivalents	NZ	AA
ASB Bank Deposit A/C 2/9/2020	3.83%	Cash and cash equivalents	NZ	AA
Kiwibank Deposit A/C 20/11/2020	3.17%	Cash and cash equivalents	NZ	A+

The top 10 investments make up **52.1%** of the net asset value of the Fund.

## Key Personnel

Name	Current Position	Time in current position	Previous position	Time in previous position
Mark Brown 	Director, Head of Fixed Interest	9 years & 9 months	AXA/Alliance Bernstein, Head of Fixed Interest	16 years & 5 months
George Henderson 	Portfolio Manager	2 years & 0 months	Portfolio Manager, Royal London Asset Management	11 Years & 6 months

## Further information

You can also obtain this information, the PDS for the Harbour Enhanced Cash Fund, and some additional information from the offer register at [www.business.govt.nz/disclose](http://www.business.govt.nz/disclose).

## Notes:

1. Returns to 30 June 2020.
2. Other fees: these charges cover the general management of the Fund e.g. administration, Supervisor, legal, and audit fees and costs required to comply with relevant legislation. These charges are based on estimates 30 June 2020 and exclude any applicable GST.  
More information on these charges can be found in the PDS and the other material information document (OMI) on the Disclose Register.

## Harbour documents:

Links to the latest PDS, SIPO & OMI for the Harbour Investment Funds can be found on the Harbour website:

<https://www.harbourasset.co.nz/our-funds/investor-documents/>