

# Fixed Income Fund

## Harbour NZ Corporate Bond Fund

31 JANUARY 2025

1 year performance

**7.49%**

As at 31 January 2025, after fees, before tax

Est. fee

**0.45%**

Per annum, ex. GST

Unit pricing

**Daily**

T + 1

If you invested \$10,000 at inception it would be worth:

**\$19,116**

After fees, before tax.  
Inception 16/2/2009

Past performance is not indicative of future results. Please see pg 2 for performance over additional periods and additional Fund information.

### About the Fund

A fixed interest fund designed to provide income through the yields available from investment grade NZ corporate bonds.

### Fund purpose

This Fund is designed to provide income by capturing the yield from investment grade corporate bonds. It aims to outperform the New Zealand corporate bond market. The objective of the Fund is to exceed the return of the benchmark portfolio after fees on a rolling 12-month basis.

### Fund benchmark

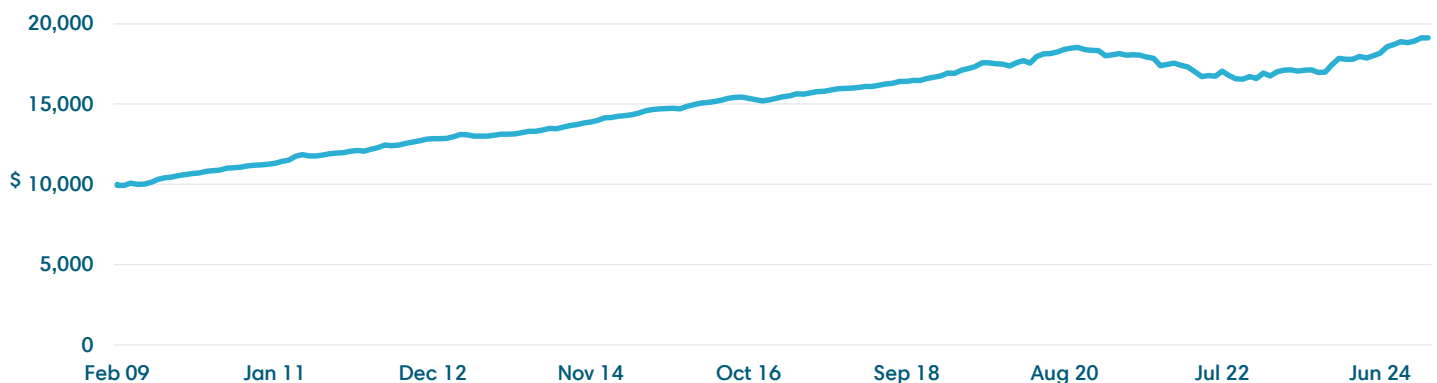
S&P/NZX Investment Grade Corporate Bond Total Return Index.

### Investment approach

This Fund draws on the detailed credit research of the Harbour Fixed Income team, and follows a diversified, low-turnover strategy. It aims to capture the credit and liquidity premium attached to corporate bonds, bank securities and local authority stock, which lends it a slightly higher credit risk profile relative to other fixed interest funds containing government stock.

### Growth of \$10,000 invested in Fund since inception

Cumulative returns after fees, before tax. This includes the reinvestment of the Fund's distributions.



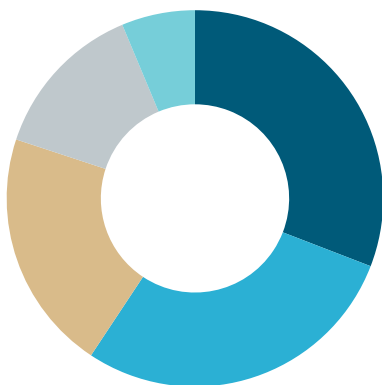
**Financial advisers:** This Fund is available via platforms including Consilium, FNZ, Apex, OneAnswer, WealthView  
**Individual investors:** Direct investment minimum is \$100k. Also available via financial advisers and InvestNow  
 For more information contact us at: 0800 460 830 [contactus@harbourasset.co.nz](mailto:contactus@harbourasset.co.nz)

| Performance                   | 1 MONTH | 3 MONTH | 1 YEAR P.A. | 2 YEAR P.A. | 3 YEAR P.A. | 5 YEAR P.A. | 10 YEAR P.A. | SINCE INCEPTION P.A. |
|-------------------------------|---------|---------|-------------|-------------|-------------|-------------|--------------|----------------------|
| Return before fees & tax      | 0.00%   | 1.63%   | 7.96%       | 6.77%       | 3.63%       | 2.18%       | 3.61%        | 4.72%                |
| Benchmark return              | -0.05%  | 1.40%   | 7.35%       | 6.12%       | 3.16%       | 1.68%       | 3.32%        | 4.51%                |
| Return after fees, before tax | -0.04%  | 1.52%   | 7.49%       | 6.28%       | 3.15%       | 1.71%       | 3.05%        | 4.14%                |

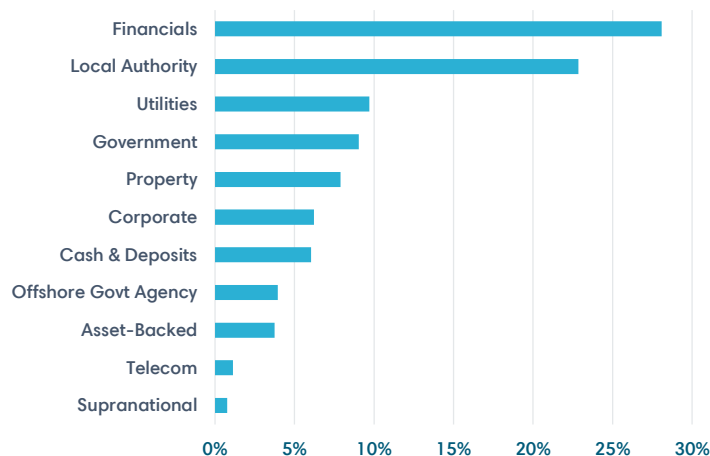
Past performance is not indicative of future results. Inception: 16 February 2009. Benchmark: S&P/NZX Investment Grade Corporate Bond Total Return Index. (Prior to 1 December 2023, the benchmark was S&P/NZX A-Grade Corporate Bond Total Return Index).

## Ratings

- AAA (30.9%)
- AA (28.4%)
- A (20.8%)
- BBB (13.6%)
- NR (6.3%)



## Sector weights



## Responsible/ethical investing

We employ a strategy of integration and company engagement, meaning our team researches the companies we invest in and actively checks for any environmental, social or governance (ESG) risks that may apply. It helps our Portfolio Manager develop an understanding of each company, and influences the allocation of capital. This fund also includes negative screening to remove companies whose business activities may lead to significant harm. Zero-tolerance exclusions include the production of tobacco, nuclear explosives, cluster munitions, anti-personnel mines, pornography and controversial firearms. Additional information on screening thresholds and processes are outlined in our [ESG Policy](#) and the fund [Statement of Investment Policy & Objectives \(SIPO\)](#).

|                                    |                  |
|------------------------------------|------------------|
| Market value                       | \$511,882,651    |
| Inception date                     | 16 February 2009 |
| Currency                           | NZD              |
| Estimated total fee (ex. GST)      | 0.45% p.a.       |
| Distribution frequency             | Quarterly        |
| Last distribution (cents per unit) | 1.24             |
| Risk rating*                       | 3 out of 7       |
| Unit price (NZD)                   | 1.0012           |
| Yield to maturity                  | 4.63%            |
| Modified duration (years)          | 3.27             |

\* Based on return and index data from 5 years to 31 January 2025. Risk is rated from 1 (low) to 7 (high). The rating reflects how much the value of the fund's assets goes up and down (volatility). A higher risk generally means higher potential returns over time, but more ups and downs along the way. See PDS for more risk information.

| FUND                              |     |
|-----------------------------------|-----|
| Weighted average carbon intensity | 9.7 |
| Carbon Footprint                  | 9.7 |

Weighted Average Carbon Intensity tonnes CO<sub>2</sub>e/\$m revenue. For more information please see [www.harbourasset.co.nz/fixed-interest-carbon-intensity](http://www.harbourasset.co.nz/fixed-interest-carbon-intensity). Source: Harbour Asset Management, MSCI. Data is the latest available.

## Investment team for this fund



George Henderson, CFA  
Director, Portfolio Manager



Mark Brown  
Director, Head of Fixed Income



Hamish Pepper  
Director, Fixed Income & Currency Strategist



Simon Pannett, CFA  
Director, Senior Credit Analyst



Jenny Yang  
Fixed Income Quantitative Analyst

This report is provided for general information purposes only. The information provided is not intended to be financial advice. The information provided is given in good faith and has been prepared from sources believed to be accurate and complete as at the date of issue, but such information may be subject to change. Harbour Asset Management Limited is the issuer of Harbour Investment Funds (Funds). A copy of the Product Disclosure Statement (PDS) for the Funds is available at <https://www.harbourasset.co.nz/our-funds/investor-documents/>. Past performance is not indicative of future results and no representation is made regarding future performance of the Funds. No person guarantees the performance of any funds managed by Harbour Asset Management Limited.

**Data sources:**

**S&P Dow Jones LLC**

The S&P Indices are products of S&P Dow Jones Indices LLC or its affiliates ("SPDJI") and has been licensed for use by Harbour Asset Management Limited ("Harbour"). Standard & Poor's® and S&P® are registered trademarks of Standard & Poor's Financial Services LLC ("S&P"); Dow Jones® is a registered trademark of Dow Jones Trademark Holdings LLC ("Dow Jones"); and these trademarks have been licensed for use by SPDJ and sublicensed for certain purposes by Harbour. This report is not sponsored, endorsed, sold or promoted by SPDJI, Dow Jones, S&P or their respective affiliates and none of such parties make any representation regarding the advisability of investing in such product(s) nor do they have any liability for any errors, omissions, or interruptions of the S&P Indices.

**Bloomberg**

The BLOOMBERG PROFESSIONAL service, BLOOMBERG Data and BLOOMBERG Reporting (the "Services") are owned and distributed locally by Bloomberg Finance L.P. ("BFLP") and its subsidiaries in all jurisdictions other than Argentina, Bermuda, China, India, Japan and Korea (the "BLP Countries"). BFLP is a wholly-owned subsidiary of Bloomberg L.P. ("BLP"). BLP Provides BFLP with global marketing and operational support and service for the Services and distributes the Services either directly or through a non-BFLP subsidiary in the BLP Countries. BFLP, BLP and their affiliates do not provide investment advice or guarantee the accuracy of prices or information in the Services. Nothing on the Services shall constitute an offering of financial instruments by BFLP, BLP or their affiliates.