

Harbour Enhanced Cash Fund

MONTHLY FUND FACT SHEET

Information as at 31 March 2021

Fund Description

The Fund principally holds cash or cash like securities and seeks to enhance returns through active interest rate management. It may also hold NZ dollar Government Stock, investment grade bonds and bank deposits.

Benchmark

S&P/NZX Bank Bills 90-Day Index

Fund Objective

The investment objective of the Fund is to outperform the benchmark by 85 basis points per annum over a rolling 3-year period.

Performance

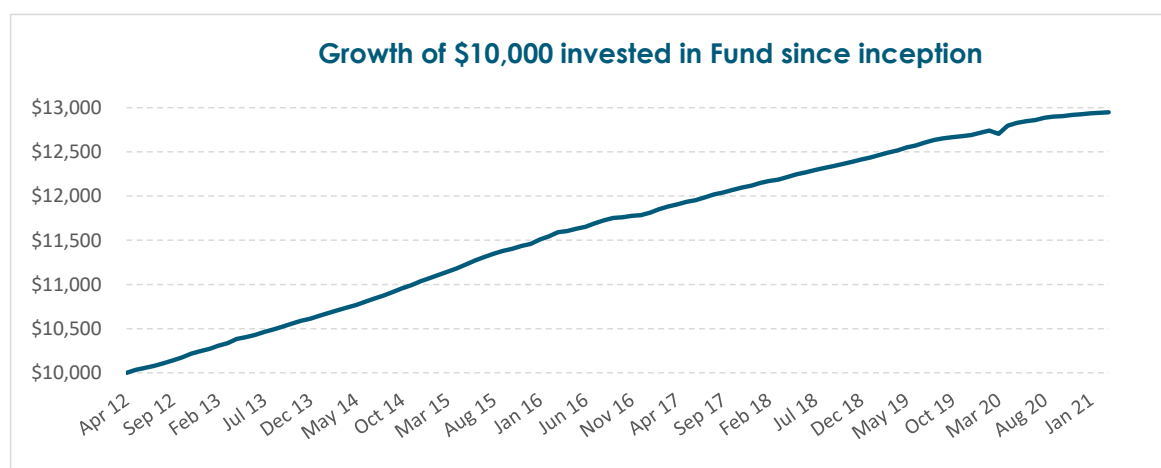
	1 mth	3 mth	1 yr (% p.a)	2 yr (% p.a)	3 yr(% p.a)	5 yr(% p.a)	Since inception (annualised)
Return (reflects no deductions)*	0.07%	0.23%	2.19%	2.07%	2.30%	2.51%	3.21%
Benchmark return (reflects no deductions)	0.03%	0.06%	0.33%	0.94%	1.29%	1.63%	2.25%
Return (after deductions for charges, before tax)**	0.04%	0.16%	1.92%	1.81%	2.04%	2.24%	2.94%

*Returns prior to 31 July 2019 were for the wholesale Harbour NZ Short Duration Fund (inception 27 April 2012). This Fund transitioned to the Harbour Enhanced Cash Fund on 1 August 2019. As a result, Returns from 1 August 2019 onward are a combination of both Funds.

Fund Update

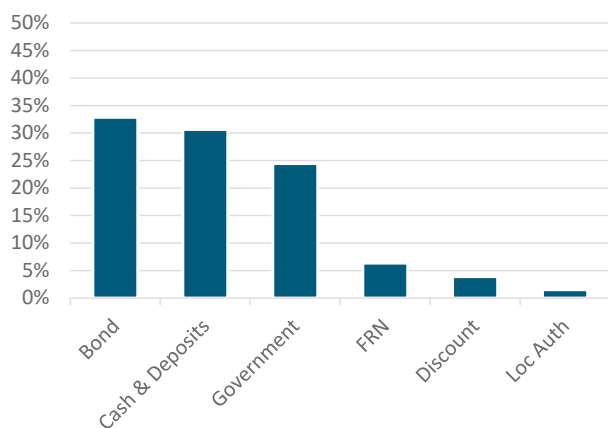
The Fund generated a positive return in March, marginally outperforming the benchmark. Shorter dated interest rates showed some volatility as the government announced its new housing policy. Expected lifts in the OCR were pushed further out with a full hike now not expected until late 2022.

[Click here for the Harbour Market Commentary for this month.](#)

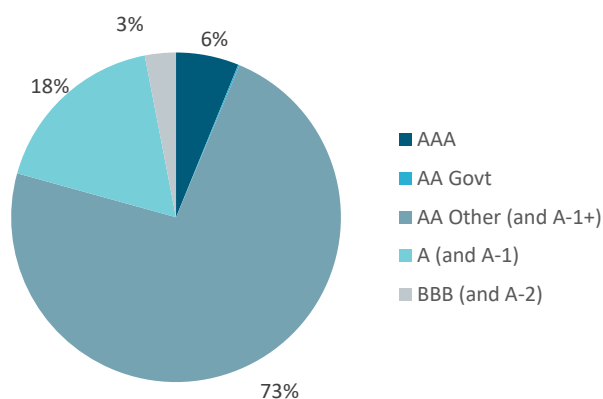


If you had invested \$10,000 in this Fund at inception, as at 31 Mar 2021 it would be worth: **\$ 12,948**
after deductions for charges but before tax.

Security Types



Ratings



Risk Profile

This Fund has a risk rating of 1, based on returns data from the 5 years to 31 March 2021. For more information on the risks associated with this Fund, please see our Product Disclosure Statement (PDS).


LOWER RISK

HIGHER RISK



Investment Team for this Fund

Mark Brown
Head of Fixed Income



George Henderson, CFA
Portfolio Manager



Hamish Pepper
Fixed Income Market Strategist



Simon Pannett, CFA
Director, Senior Credit Analyst



Top 10 Issuer Exposures

% Portfolio

New Zealand Government	24.5%
Westpac	15.3%
ASB / CBA	9.1%
BNZ / NAB	8.7%
Kiwibank	7.2%
ANZ	5.3%
Transpower New Zealand	4.1%
Bank of China	4.0%
Mitsubishi UFJ Financial Group	2.4%
Fonterra	2.3%

Key Information

Unit Price	1.2947
Unit Pricing	Daily
Fund Size (GAV)	\$179,718,024
Fund Inception Date*	1/08/2019
Estimated Total Fund charge:	0.25%pa
Performance fee	None
Entry/exit fees	None
Distribution frequency	Does not distribute
Portfolio yield to maturity	0.58%
Yield above 90 day bank bills	0.23%
Modified duration** (years)	0.47
Credit duration (years)	0.65

* Fund transitioned from Harbour NZ Short Duration Fund (inception 27 April 2012) to Harbour Enhanced Cash Fund on 01 August 2019.

**Duration measures the sensitivity of the Fund's value to changes in interest rates. If interest rates rise by 1.0% then the Fund's percentage value will fall by approximately the duration (and vice versa for a fall in interest rates).

This Fund Fact Sheet is provided for general information purposes only. The information is given in good faith and has been prepared from published information and other sources believed to be reliable, accurate and complete at the time of preparation but its accuracy and completeness is not guaranteed. Information and any analysis, opinions or views contained herein reflect a judgement at the date of publication and are subject to change without notice. The information provided is not intended to constitute advice to any person. To the extent that any such information, analysis, opinions or views constitutes advice, it does not take into account any person's particular financial situation or goals and, accordingly, does not constitute financial advice under the Financial Markets Conduct Act 2013. The information, analysis, opinions and views in this fund fact sheet provided do not constitute advice of a legal, accounting, tax or other nature to any persons. You should consult your tax adviser in order to understand the impact of investment decisions on your tax position. Reference to taxation or the impact of taxation does not constitute tax advice. The rules on and bases of taxation can change. The value of any tax reliefs will depend on your circumstances. Neither Harbour Asset Management Limited nor any other person guarantees repayment of any capital or payment of any returns on capital invested in the investments referred to in this Fund Fact sheet. The price, value and income derived from investments may fluctuate in that values can go down as well as up and investors may get back less than originally invested. Actual performance will be affected by fund charges. Past performance is not indicative of future results, and no representation or warranty, express or implied, is made regarding future performance. Harbour Asset Management Limited is the issuer and manager of the Harbour Investment Funds (Funds). Investors must receive and should read carefully the Product Disclosure Statement for the Funds before making a decision to invest in the Funds. A copy of the Product Disclosure Statement is available at www.harbourasset.co.nz. We are also required to publish quarterly updates for each Fund. The updates show the returns and the total fees actually charged to investors, during the previous year. The latest fund updates are available at www.harbourasset.co.nz. Full disclaimer for use of the S&P/NZX Index data can also be found on our website.