

Harbour Australasian Equity Focus Fund

MONTHLY FUND FACT SHEET

Information as at 28 February 2019

Fund Description

The Fund is an actively managed fund investing in New Zealand and Australian listed equities. It is a high conviction fund where the portfolio will consist of companies our analysts have researched and have a high belief will perform over the medium to longer-term. A higher rated company will have a higher weighting in the portfolio.

Fund Benchmark

50% S&P/NZX 50 and a 50% S&P/ASX 200 Index (which is 50% hedged into NZ dollars).

Fund Objective

The investment objective of the Fund is to deliver medium to long term capital growth through investing in quality businesses with strong growth prospects.

Fund Update

Portfolio performance was ahead of the benchmark for the month. Company results were the key driver of share price movements with a2 and Vista Group being the stand outs. GTN also provided a positive update and announced a buy back. Macquarie and Summerset also produced solid returns on the back of better than expected profit results. Negative returns from Pacific Edge, Gentrack, Syrah, Hub24 and CSL detracted from performance.

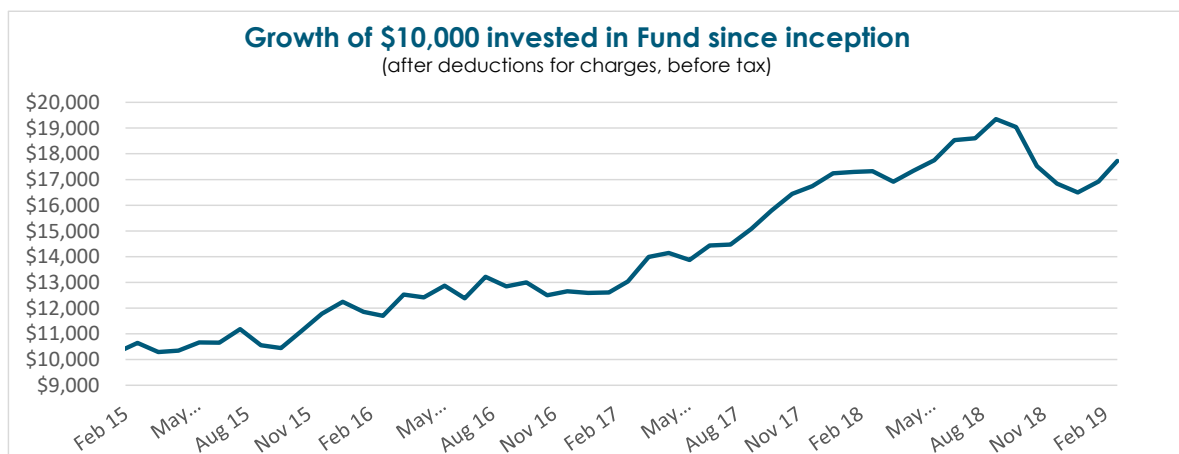
[Click here for the Harbour Market Commentary for this month.](#)

Performance

	1 mth	3 mth	1 yr (% p.a)	2 yr (% p.a)	3 yr(% p.a)	5 yr(% p.a)	Since inception (annualised)
Return (reflects no deductions)*	4.81%	5.53%	3.53%	18.51%	16.67%	na	14.29%
Benchmark return (reflects no deductions)	4.71%	7.36%	8.97%	11.81%	14.14%	na	10.90%
Return (after deductions for charges, before tax)**	4.71%	5.20%	2.30%	16.59%	14.85%	na	12.41%

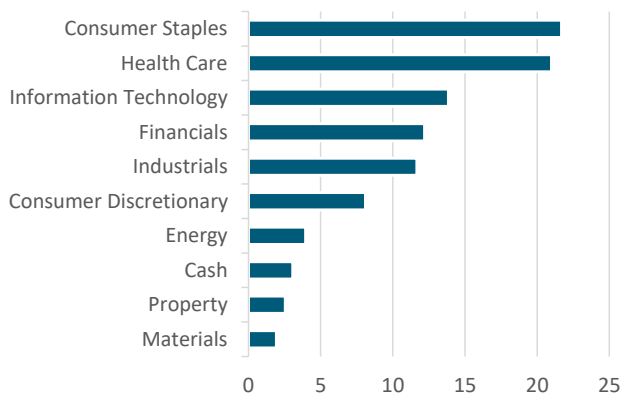
* Gross Return for the Australasian Equity Focus Fund – wholesale, in which this retail Fund invests. Inception: March 2014.

** Return for the Australasian Equity Focus Fund – retail.



If you had invested \$10,000 in this Fund at inception, as at 28 Feb 2019 it would be worth: **\$ 17,720**
after all fund charges but before tax.

Absolute Sector Weights %

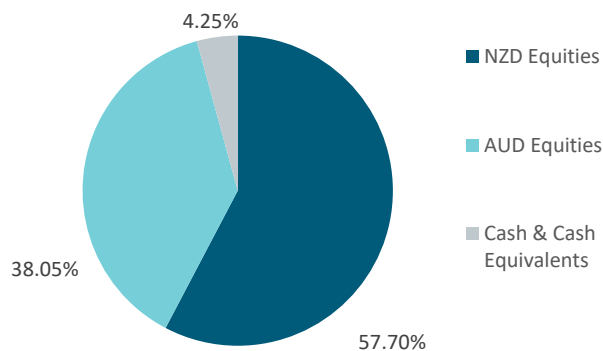


Top 10 Holdings

% Portfolio

A2 Milk	14.28%
Mainfreight	8.93%
CSL	7.85%
Macquarie Group	7.51%
Summerset Group Holdings	6.46%
Vista Group International	4.80%
Aristocrat Leisure	4.55%
Scales Corp	4.23%
Xero	4.12%
Oil Search	4.08%

Security Type

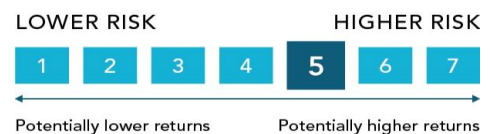


Key Information

Unit Price	1.7452
Unit Pricing	Daily
Fund Size	\$19,907,791
Fund Inception Date	10 April 2014
Currency	NZD
Estimated Total Fund charge:	1.26%pa
Performance fee	Yes
Entry/exit fees	None
Distribution frequency	Not for this fund

Risk Profile

This Fund has a risk rating of 5, based on returns data from the 5 years to 28 February 2019. For more information on the risks associated with this Fund, please see our Product Disclosure Statement (PDS).



Investment Team for this Fund

Andrew Bascand
Managing Director



Shane Solly
Director, Portfolio Manager



Craig Stent
Executive Director,
Head of Equities



This Fund Fact Sheet is provided for general information purposes only. The information is given in good faith and has been prepared from published information and other sources believed to be reliable, accurate and complete at the time of preparation but its accuracy and completeness is not guaranteed. Information and any analysis, opinions or views contained herein reflect a judgement at the date of publication and are subject to change without notice. The information provided is not intended to constitute advice to any person. To the extent that any such information, analysis, opinions or views constitutes advice, it does not take into account any person's particular financial situation or goals and, accordingly, does not constitute personalised advice under the Financial Advisers Act 2008. The information, analysis, opinions and views in this fund fact sheet provided do not constitute advice of a legal, accounting, tax or other nature to any persons. You should consult your tax adviser in order to understand the impact of investment decisions on your tax position. Reference to taxation or the impact of taxation does not constitute tax advice. The rules on and bases of taxation can change. The value of any tax reliefs will depend on your circumstances. Neither Harbour Asset Management Limited nor any other person guarantees repayment of any capital or payment of any returns on capital invested in the investments referred to in this Fund Fact sheet. The price, value and income derived from investments may fluctuate in that values can go down as well as up and investors may get back less than originally invested. Actual performance will be affected by fund charges. Past performance is not indicative of future results, and no representation or warranty, express or implied, is made regarding future performance. Harbour Asset Management Limited is the issuer and manager of the Harbour Investment Funds (Funds). Investors must receive and should read carefully the Product Disclosure Statement for the Funds before making a decision is made to invest in the Funds. A copy of the Product Disclosure Statement is available at www.harbourasset.co.nz. We are also required to publish quarterly updates for each Fund. The updates show the returns and the total fees actually charged to investors, during the previous year. The latest fund updates are available at www.harbourasset.co.nz. Full disclaimer for use of the S&P/NZX Index data can also be found on our website.

