

Harbour Long Short Fund

MONTHLY FUND FACT SHEET

Information as at August 2019

Fund Description

The Fund is an actively managed, high conviction portfolio investing principally in 'long' and 'short' listed Australasian equities. The focus is on delivering positive returns through the market cycle by investing in long and short-sold equity positions with no particular attention to an equity benchmark. The fund is expected to have lower volatility than equity benchmarks. We can actively allocate investments between Australasian listed equities, fixed interest and cash. The Fund may also use derivatives to hedge currency and equity risk.

Fund Benchmark

The Fund does not follow a particular equity benchmark. However, the Performance Benchmark is S&P/NZX Bank Bills 90-Day Index plus 2%. The following market index has been used to calculate risk indicator prior to the Fund's inception: 15% S&P/NZX50 Index; 15% S&P/ASX 200 Index & 70% S&P/NZX Bank Bills 90-Day Index.

Performance

	1 mth	3 mth	1 yr (% p.a)	2 yr (% p.a)	3 yr(% p.a)	5 yr(% p.a)	Since inception
Return (reflects no deductions)	1.13%	2.14%	N/A	N/A	N/A	N/A	4.60%
Performance BM* (reflects no deductions)	0.31%	0.94%	N/A	N/A	N/A	N/A	2.62%
Market Index** (reflects no deductions)	-0.04%	1.99%	N/A	N/A	N/A	N/A	7.35%
Return (after deductions for charges, before tax)	0.89%	1.51%	N/A	N/A	N/A	N/A	3.08%

* Performance Benchmark is S&P/NZX Bank Bills 90-Day Index plus 2%.

** Market Index is 15% S&P NZX50 Index; 15% S&P/ASX 200 Index & 70% S&P/NZX Bank Bills 90-Day Index.

Fund Objective

The investment objective of the Fund is to deliver positive absolute returns through the economic cycle with low volatility and low correlation of returns with equity markets.

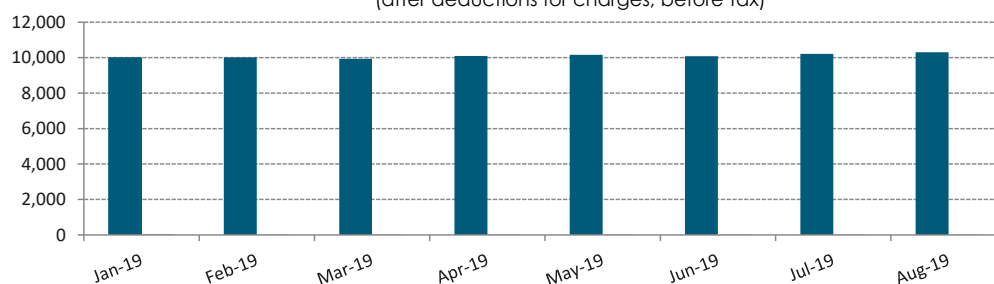
Fund Update

The portfolio performed well in the month especially in the face of soft local markets. Long positions in Afterpay, Spark, Contact and Kathmandu all added to portfolio returns. Negative returns from a2 Milk and Vista post weaker profit outlook statements detracted from performance. Short positions in Bravura, Platinum, IAG and Chorus also added to returns.

[Click here for the Harbour Market Commentary for this month.](#)

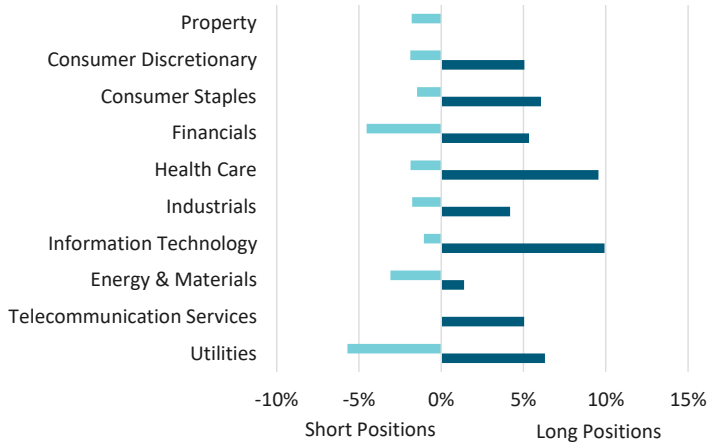
Growth of \$10,000 invested in Fund since inception

(after deductions for charges, before tax)



If you had invested \$10,000 in this Fund at inception, as at 31 Aug 2019 it would be worth: **\$ 10,308**
after all fund charges but before tax.

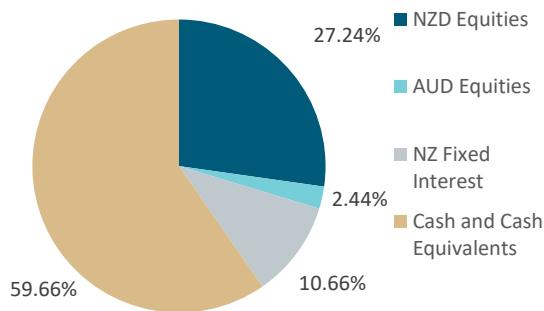
Equity Sector Breakdown %



Portfolio Characteristics

Number of Longs	21
Number of Shorts	13
Gross long exposure	53%
Gross short exposure	23%
Gross exposure	76%
Net exposure	30%

Security Type

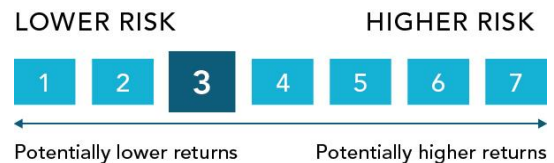


Key Information

Unit Price	1.0291
Unit Pricing	Daily
Fund Size (GAV)	\$1,906,588
Fund Inception Date	3 January 2019
Currency	NZD
Estimated Total Fund charge:	1.43%
Performance fee	Yes
Entry/exit fees	None
Distribution frequency	Not for this fund

Risk Profile

This Fund has a risk rating of 3, based on returns data from the 5 years to 31 August 2019. For more information on the risks associated with this Fund, please see our Product Disclosure Statement (PDS).



Investment Team for this Fund

Craig Stent
Executive Director, Head of
Equities



Oyvinn Rimer
Director, Senior Research
Analyst



This Fund Fact Sheet is provided for general information purposes only. The information is given in good faith and has been prepared from published information and other sources believed to be reliable, accurate and complete at the time of preparation but its accuracy and completeness is not guaranteed. Information and any analysis, opinions or views contained herein reflect a judgement at the date of publication and are subject to change without notice. The information provided is not intended to constitute advice to any person. To the extent that any such information, analysis, opinions or views constitutes advice, it does not take into account any person's particular financial situation or goals and, accordingly, does not constitute personalised advice under the Financial Advisers Act 2008. The information, analysis, opinions and views in this fund fact sheet provided do not constitute advice of a legal, accounting, tax or other nature to any persons. You should consult your tax adviser in order to understand the impact of investment decisions on your tax position. Reference to taxation or the impact of taxation does not constitute tax advice. The rules on and bases of taxation can change. The value of any tax reliefs will depend on your circumstances. Neither Harbour Asset Management Limited nor any other person guarantees repayment of any capital or payment of any returns on capital invested in the investments referred to in this Fund Fact sheet. The price, value and income derived from investments may fluctuate in that values can go down as well as up and investors may get back less than originally invested. Actual performance will be affected by fund charges. Past performance is not indicative of future results, and no representation or warranty, express or implied, is made regarding future performance. Harbour Asset Management Limited is the issuer and manager of the Harbour Investment Funds (Funds). Investors must receive and should read carefully the Product Disclosure Statement for the Funds before making a decision is made to invest in the Funds. A copy of the Product Disclosure Statement is available at www.harbourasset.co.nz. We are also required to publish quarterly updates for each Fund. The updates show the returns and the total fees actually charged to investors, during the previous year. The latest fund updates are available at www.harbourasset.co.nz. Full disclaimer for use of the S&P/NZX Index data can also be found on our website.