

Harbour Sustainable NZ Shares Fund

MONTHLY FUND FACT SHEET

Information as at 31 October 2021

Fund Description

The Fund is managed against companies in the S&P NZX Portfolio Index, with exclusions to companies that are exposed to large carbon emitters, alcohol, gambling, munitions, adult entertainment, nuclear armaments, firearms, tobacco and recreational cannabis, child labour and companies with human and animal right violations. There will also be positive and negative tilts to the remaining companies based on Harbour's proprietary Corporate Behaviour Score.

Fund Benchmark

S&P/NZX 50 Portfolio Index.

Fund Objective

The Fund's objective is to provide investors exposure to constituents of the S&P/NZX Portfolio Index with exclusions to companies that do not meeting Harbours' criteria of Responsible investing.

Fund Update

The Sustainable NZ Shares portfolio delivered a negative return and underperformed the benchmark for the month. Performance was impacted by share price strength in companies excluded on ethical grounds such as Z Energy and Air New Zealand. Partially offsetting this was outperformance from positively tilted companies Auckland Airport and Meridian Energy.

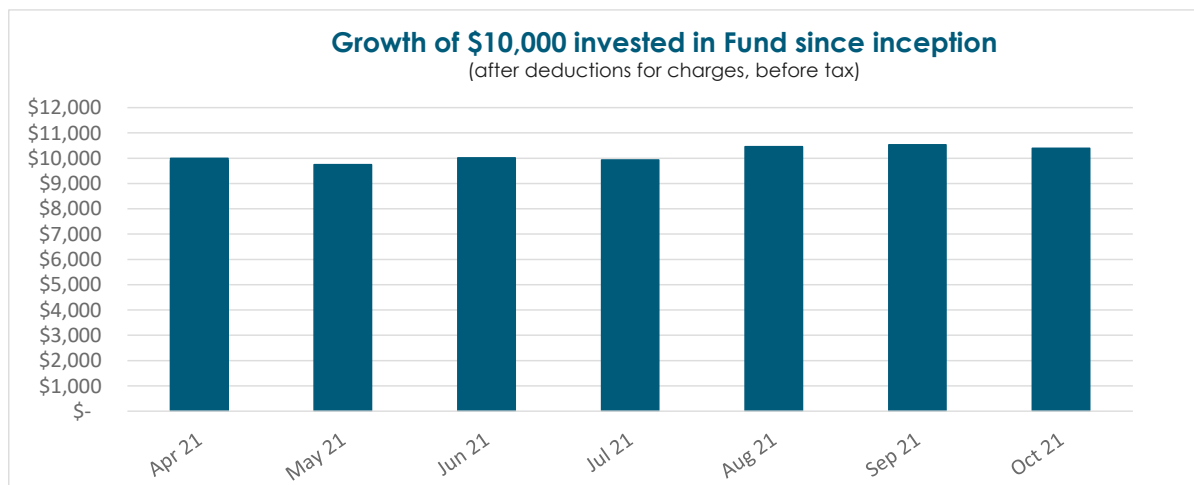
[Click here for the Harbour Market Commentary for this month.](#)

Performance

	1 mth	3 mth	1 yr (% p.a)	2 yr (% p.a)	3 yr(% p.a)	5 yr(% p.a)	Since inception (annualised)
Return (reflects no deductions)	-1.32%	4.69%	na	na	na	na	4.09%
Benchmark return (reflects no deductions)	-1.03%	4.98%	na	na	na	na	7.32%

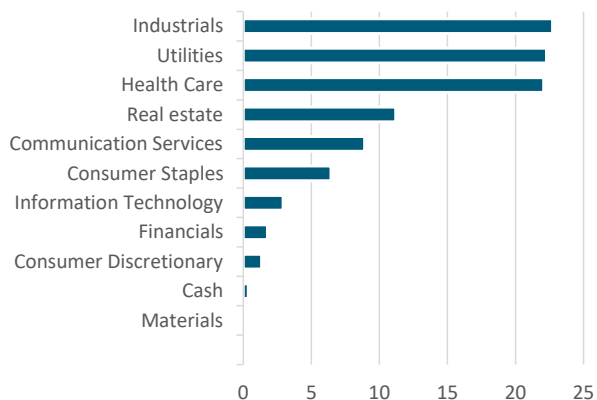
Returns are gross of taxes and fees and include imputation credits. Inception date used for returns is the 7 April 2021.

Return (after deductions for charges, before tax)	-1.35%	4.61%	na	na	na	na	3.94%
---	--------	-------	----	----	----	----	-------

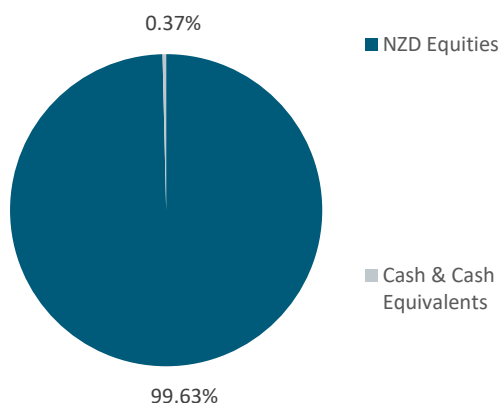


If you had invested \$10,000 in this Fund at inception, as at 31 Oct 2021 it would be worth: **\$ 10,394**
after all fund charges but before tax.

Absolute Sector Weights %



Actual Investment Mix



Top 10 Holdings

% Portfolio

Auckland International Airport	6.16%
Contact Energy	5.90%
Infratil	5.81%
Fisher & Paykel Healthcare	5.70%
Meridian Energy	5.56%
Spark New Zealand	5.42%
Ryman Healthcare	5.33%
Fletcher Building	5.18%
Mainfreight	5.16%
a2 Milk	5.02%

Key Information

Unit Price	1.0300
Unit Pricing	Daily
Fund Size (GAV)	\$140,320,971
Fund Inception Date*	7 April 2021
Currency	NZD
Estimated Total Fund charge:	0.25%pa
Performance fee	None
Entry/exit fees	None
Distribution frequency	6 monthly
Last distribution Cents Per Unit (CPU)	0.60

*The Fund inception date on documentation was the 1 April 2021, however, the Fund was first unitised on the 7th April 2021.

	Portfolio	Benchmark
Total Carbon Emissions (tonnes CO2e) ¹	3,652	7,140
Carbon Footprint (tonnes CO2e/\$m invested) ¹	27	54
Weighted Average Carbon Intensity (tonnes CO2e/\$m revenue) ¹	66	87

¹ Carbon data source: ISS ESG and Harbour Asset Management Limited. Note: Metrics are calculated according to the methodology of the Task Force on Climate-Related Financial Disclosures (TCFD) Implementation Guide.

[Publications | Task Force on Climate-Related Financial Disclosures \(fsb-tcfd.org\)](https://www.fsb-tcfd.org/)

Risk Profile

This Fund has a risk rating of 5, based on returns data from the 5 years to 31 October 2021. For more information on the risks associated with this Fund, please see our Product Disclosure Statement (PDS).



Investment Team for this Fund

Andrew Bascand
Managing Director



Craig Stent
Executive Director,
Head of Equities



Jorge Waayman
Manager, ESG Research



This Fund Fact Sheet is provided for general information purposes only. The information is given in good faith and has been prepared from published information and other sources believed to be reliable, accurate and complete at the time of preparation but its accuracy and completeness is not guaranteed. Information and any analysis, opinions or views contained herein reflect a judgement at the date of publication and are subject to change without notice. The information provided is not intended to constitute advice to any person. To the extent that any such information, analysis, opinions or views constitutes advice, it does not take into account any person's particular financial situation or goals and, accordingly, does not constitute financial advice under the Financial Markets Conduct Act 2013. The information, analysis, opinions and views in this fund fact sheet provided do not constitute advice of a legal, accounting, tax or other nature to any persons. You should consult your tax adviser in order to understand the impact of investment decisions on your tax position. Reference to taxation or the impact of taxation does not constitute tax advice. The rules on and bases of taxation can change. The value of any tax reliefs will depend on your circumstances. Neither Harbour Asset Management Limited nor any other person guarantees repayment of any capital or payment of any returns on capital invested in the investments referred to in this Fund Fact sheet. The price, value and income derived from investments may fluctuate in that values can go down as well as up and investors may get back less than originally invested. Actual performance will be affected by fund charges. Past performance is not indicative of future results, and no representation or warranty, express or implied, is made regarding future performance. Harbour Asset Management Limited is the issuer and manager of the Harbour Investment Funds (Funds). Investors must receive and should read carefully the Product Disclosure Statement for the Funds before making a decision is made to invest in the Funds. A copy of the Product Disclosure Statement is available at www.harbourasset.co.nz. We are also required to publish quarterly updates for each Fund. The updates show the returns and the total fees actually charged to investors, during the previous year. The latest fund updates are available at www.harbourasset.co.nz. Full disclaimer for use of the S&P/NZX Index data can also be found on our website.