

# Equity Fund

## Harbour T. Rowe Price Global Equity Fund

30 SEPTEMBER 2024

1 year performance

**22.92%**

As at 30 September 2024, after fees, before tax

Est. fee

**1.17%**

Per annum, ex. GST

Unit pricing

**Daily**

T + 2

If you invested \$10,000 at inception it would be worth:

**\$27,457**

After fees, before tax.  
Inception 21/10/2015

Past performance is not indicative of future results. Please see pg 2 for performance over additional periods and additional Fund information.

### About the Fund

An active managed growth-oriented fund which invests in global equities.

### Fund purpose

To provide long-term capital growth by investing primarily in a portfolio of securities which are traded, listed or due to be listed, on recognised exchanges and/or markets throughout the world.

### Fund benchmark

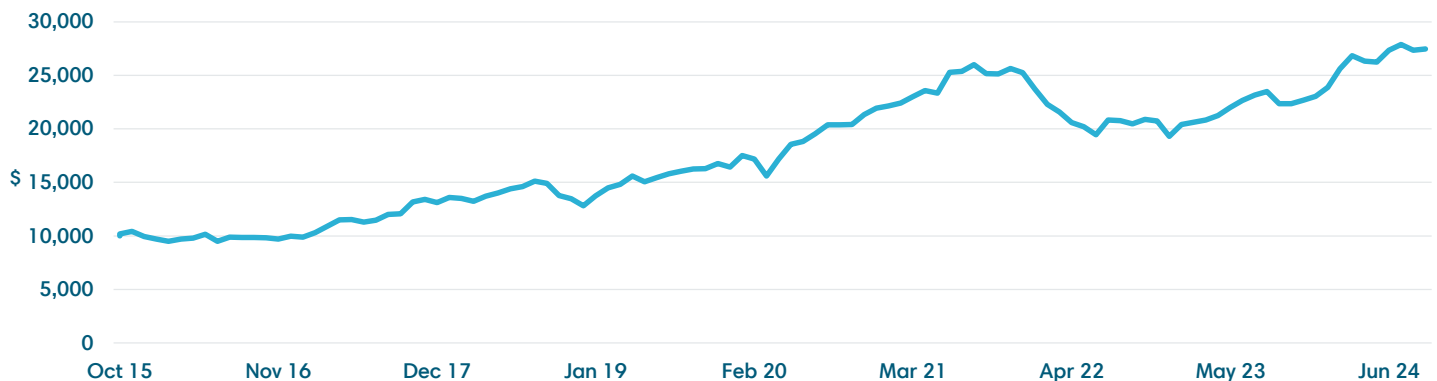
MSCI All Country World Index (unhedged) in NZD.

### Investment approach

We have partnered with Baltimore-based fund manager T. Rowe Price to offer this global equity fund in New Zealand. It contains a broadly diversified portfolio of global equities, typically comprising around 150 stocks. This high conviction portfolio contains companies which the T. Rowe Price team believe exhibit above-average and sustainable growth characteristics.

### Growth of \$10,000 invested in Fund since inception

Cumulative returns after fees, before tax.



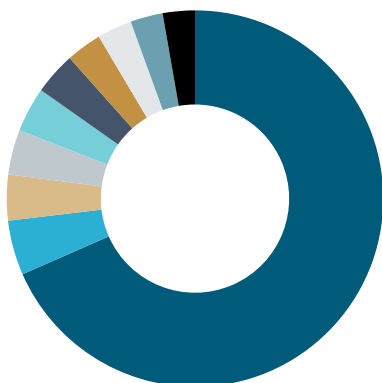
**Financial advisers:** This Fund is available via platforms including Consilium, FNZ, Apex, OneAnswer  
**Individual investors:** Direct investment minimum is \$100k. Also available via financial advisers and InvestNow  
 For more contact us at: 0800 460 830 [contactus@harbourasset.co.nz](mailto:contactus@harbourasset.co.nz)

Performance	1 MONTH	3 MONTH	1 YEAR P.A.	2 YEAR P.A.	3 YEAR P.A.	5 YEAR P.A.	10 YEAR P.A.	SINCE INCEPTION P.A.
Return before fees & tax	0.55%	1.07%	24.27%	17.07%	4.15%	12.52%	-	13.40%
Benchmark return	0.62%	2.11%	24.43%	18.95%	11.04%	11.86%	-	11.34%
Return after fees, before tax	0.45%	0.38%	22.92%	15.80%	2.98%	11.06%	-	11.95%

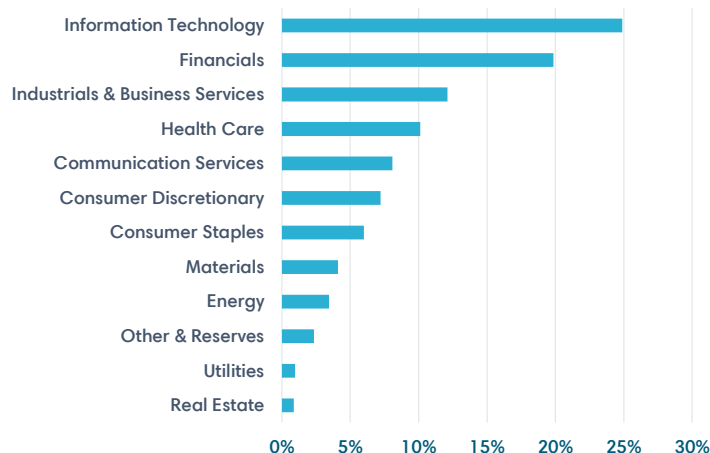
Past performance is not indicative of future results. Inception: 21 October 2015. Benchmark: MSCI All Country World Index (unhedged) in NZD.

## Geographic allocation (Top 10)

- UNITED STATES (58.3%)
- INDONESIA (4.0%)
- INDIA (3.4%)
- GERMANY (3.3%)
- JAPAN (3.3%)
- VIETNAM (3.1%)
- UNITED KINGDOM (2.6%)
- CHINA (2.5%)
- PHILIPPINES (2.4%)
- RESERVES (2.4%)



## Sector weights



Source: MSCI

## Responsible/ethical investing

We use external manager T. Rowe Price for this fund. T. Rowe Price employ a strategy of integration and company engagement/voting, meaning their team researches the companies they invest in and actively checks for any environmental, social or governance (ESG) risks that may apply. It helps their Portfolio Manager develop an understanding of each company, and influences not only whether they invest in companies, but also how much. We only engage external managers who prove to us that they meaningfully integrate ESG into their investment decision making process. We undertake regular due diligence including independent carbon footprint analysis, and engage regularly with their team on management of ESG issues. Information on screening thresholds and processes are outlined in our ESG Policy and the fund Statement of Investment Policy & Objectives (SIPO).

Market value	\$353,771,584
Inception date	21 October 2015
Currency	NZD
Estimated total fee (ex. GST)	1.17% p.a.
Distribution frequency	Does not distribute
Risk rating*	5 out of 7
Unit price (NZD)	3.1349

\* Based on return and index data from 5 years to 30 September 2024. Risk is rated from 1 (low) to 7 (high). The rating reflects how much the value of the fund's assets goes up and down (volatility). A higher risk generally means higher potential returns over time, but more ups and downs along the way. See PDS for more risk information.

## Investment team for this fund



Chris Di Leva, CFA  
Director, Portfolio  
Manager



Andrew Bascand  
Managing Director,  
Portfolio Manager



Lewis Fowler, CFA  
Associate Portfolio  
Manager

This report is provided for general information purposes only. The information provided is not intended to be financial advice. The information provided is given in good faith and has been prepared from sources believed to be accurate and complete as at the date of issue, but such information may be subject to change. Harbour Asset Management Limited is the issuer of Harbour Investment Funds (Funds). A copy of the Product Disclosure Statement (PDS) for the Funds is available at <https://www.harbourasset.co.nz/our-funds/investor-documents/>. Past performance is not indicative of future results and no representation is made regarding future performance of the Funds. No person guarantees the performance of any funds managed by Harbour Asset Management Limited.

**Data sources:**

**T. Rowe Price**

T. ROWE PRICE, INVEST WITH CONFIDENCE and the Bighorn Sheep design are, collectively and/or apart, trademarks or registered trademarks of T. Rowe Price Group, Inc. in the United States, European Union, and other countries. This material is intended for use only in select countries. T. Rowe Price is not the issuer of this document nor authorized the issue thereof. T. Rowe Price takes no responsibility for the content herein, including but not limited to accuracy, timeliness and/or completeness. Accordingly, T. Rowe Price will not be liable or responsible to you or any other parties for any and all liabilities arising directly or indirectly from the use and/or reliance of this document.

**MSCI**

The MSCI data is comprised of a custom index calculated by MSCI for, and as requested by, Harbour Asset Management Limited. The MSCI data is for internal use only and may not be redistributed or used in connection with creating or offering any securities, financial products or indices. Neither MSCI nor any other third party involved in or related to compiling, computing or creating the MSCI data (the "MSCI Parties") makes any express or implied warranties or representations with respect to such data (or the results to be obtained by the use thereof), and the MSCI Parties hereby expressly disclaim all warranties of originality, accuracy, completeness, merchantability or fitness for a particular purpose with respect to such data. Without limiting any of the foregoing, in no event shall any of the MSCI Parties have any liability for any direct, indirect, special, punitive, consequential or any other damages (including lost profits) even if notified of the possibility of such damages.

**GICS**

The Global Industry Classification Standard ("GICS") was developed by and is the exclusive property and a service mark of MSCI Inc. ("MSCI") and Standard & Poor's, a division of The McGraw-Hill Companies, Inc. ("S&P") and is licensed for use by Harbour Asset Management Limited. Neither MSCI, S&P nor any third party involved in making or compiling the GICS or any GICS classifications makes any express or implied warranties or representations with respect to such standard or classification (or the results to be obtained by the use thereof), and all such parties hereby expressly disclaim all warranties of originality, accuracy, completeness, merchantability and fitness for a particular purpose with respect to any of such standard or classification. Without limiting any of the foregoing, in no event shall MSCI, S&P, any of their affiliates or any third party involved in making or compiling the GICS or any GICS classifications have any liability for any direct, indirect, special, punitive, consequential or any other damages (including lost profits) even if notified of the possibility of such damages.