

Harbour NZ Corporate Bond Fund

MONTHLY FUND FACT SHEET

Information as at 31 August 2020

Fund Description

The Fund provides access to favourable income yields through a diversified portfolio of primarily investment grade corporate bond fixed interest securities.

Fund Benchmark

S&P/NZX A-Grade Corporate Bond Total Return Index.

Fund Objective

The investment objective of the Fund is to exceed the return of the benchmark portfolio after fees on a rolling 12 month basis.

Fund Update

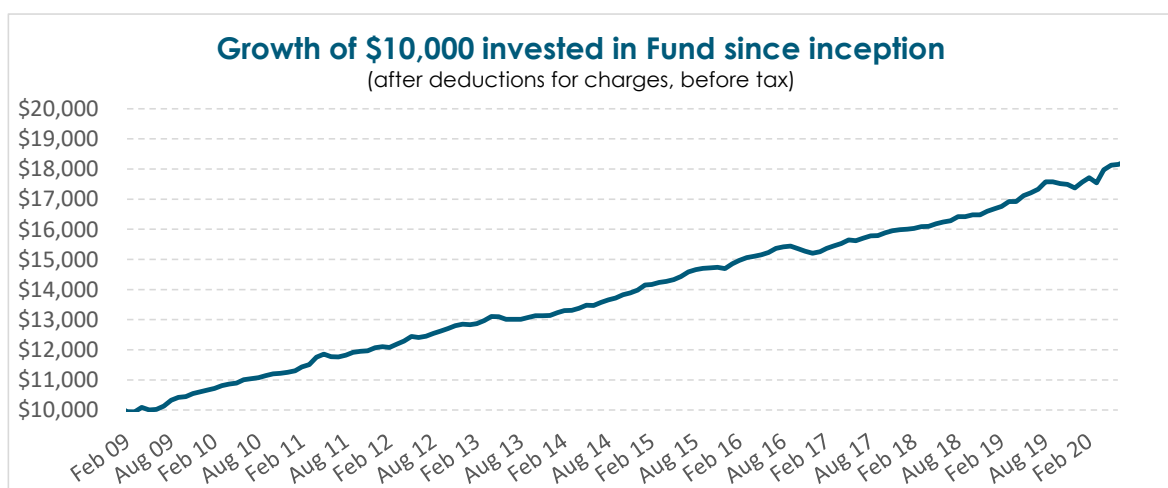
The New Zealand fixed income market had another strong month, as the RBNZ signalled a renewed desire to drive interest rates lower across all maturities. The Fund benefitted from this market move as strength in government bonds translated into strength in corporate bonds. Investors have rushed to invest in new issuance taking the chance to lock in positive yields. In our view this has resulted in low compensation on some new issues and we our participation has been selective.

[Click here for the Harbour Market Commentary for this month.](#)

Performance

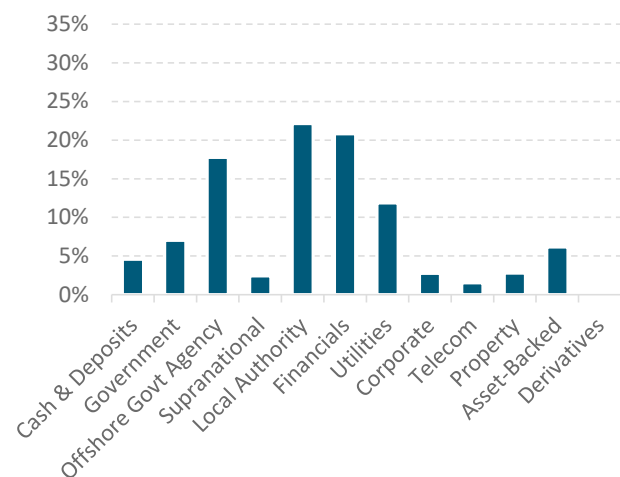
	1 mth	3 mth	1 yr (% p.a)	2 yr (% p.a)	3 yr (% p.a)	5 yr (% p.a)	Since inception (annualised)
Return (reflects no deductions)	0.88%	1.60%	5.08%	6.43%	5.86%	5.28%	6.05%
Benchmark return (reflects no deductions)	0.93%	1.43%	4.81%	6.34%	5.78%	5.16%	5.98%
Return (after deductions for charges, before tax)	0.85%	1.48%	4.67%	5.86%	5.25%	4.65%	5.42%

Inception: February 2009

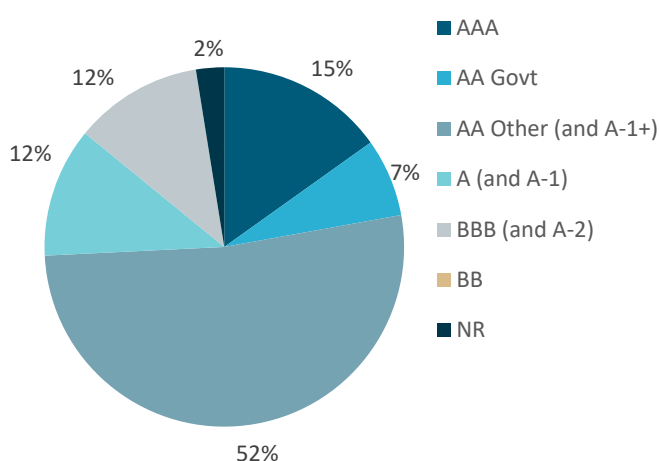


If you had invested \$10,000 in this Fund at inception, as at 31 Aug 2020 it would be worth: **\$ 18,398**
after all fund charges but before tax.

Credit Sectors



Ratings



Risk Profile

This Fund has a risk rating of 2, based on returns data from the 5 years to 31 August 2020. For more information on the risks associated with this Fund, please see our Product Disclosure Statement (PDS).

Investment Team for this Fund

Mark Brown
Head of Fixed Income




George Henderson, CFA
Portfolio Manager



Hamish Pepper
Market Strategist



Simon Pannett, CFA
Senior Credit Analyst



This Fund Fact Sheet is provided for general information purposes only. The information is given in good faith and has been prepared from published information and other sources believed to be reliable, accurate and complete at the time of preparation but its accuracy and completeness is not guaranteed. Information and any analysis, opinions or views contained herein reflect a judgement at the date of publication and are subject to change without notice. The information provided is not intended to constitute advice to any person. To the extent that any such information, analysis, opinions or views constitutes advice, it does not take into account any person's particular financial situation or goals and, accordingly, does not constitute personalised advice under the Financial Advisers Act 2008. The information, analysis, opinions and views in this fund fact sheet provided do not constitute advice of a legal, accounting, tax or other nature to any persons. You should consult your tax adviser in order to understand the impact of investment decisions on your tax position. Reference to taxation or the impact of taxation does not constitute tax advice. The rules on and bases of taxation can change. The value of any tax reliefs will depend on your circumstances. Neither Harbour Asset Management Limited nor any other person guarantees repayment of any capital or payment of any returns on capital invested in the investments referred to in this Fund Fact sheet. The price, value and income derived from investments may fluctuate in that values can go down as well as up and investors may get back less than originally invested. Actual performance will be affected by fund charges. Past performance is not indicative of future results, and no representation or warranty, express or implied, is made regarding future performance. Harbour Asset Management Limited is the issuer and manager of the Harbour Investment Funds (Funds). Investors must receive and should read carefully the Product Disclosure Statement for the Funds before making a decision to invest in the Funds. A copy of the Product Disclosure Statement is available at www.harbourasset.co.nz. We are also required to publish quarterly updates for each Fund. The updates show the returns and the total fees actually charged to investors, during the previous year. The latest fund updates are available at www.harbourasset.co.nz. Full disclaimer for use of the S&P/NZX Index data can also be found on our website.

Top 10 Issuer Exposures

% Portfolio

NZ Local Govt Funding Agency	12.3%
New Zealand Government	7.0%
Housing New Zealand	6.7%
Westpac	4.9%
Dunedin City Treasury	4.4%
BNZ	4.1%
ASB	3.9%
KBN	3.9%
Transpower	3.8%
Rentenbank	3.6%

Key Information

Unit Price	1.1528
Unit Pricing	Daily
Fund Size (GAV)	\$465,100,526
Fund Inception Date	16 February 2009
Estimated Total Fund charge:	0.45%pa
Performance fee	None
Entry/exit fees	None
Distribution frequency	Quarterly
Last distribution Cents Per Unit (CPU)	0.43
Portfolio Yield	0.92%
Portfolio Duration*	3.85
Immigrant Investor Category 2 % eligibility	77.5%

*Duration measures the sensitivity of the Fund's value to changes in interest rates. If interest rates rise by 1.0% then the Fund's percentage value will fall by approximately the duration (and vice versa for a fall in interest rates).

