

# Equity Fund

## Harbour Australasian Equity Fund

30 APRIL 2024

|   |  |   |  |
|---|--|---|--|
| <p><b>1 year performance</b></p> <p><b>3.36%</b></p> <p>As at 30 April 2024, after fees, before tax</p> | <p><b>Est. fee</b></p> <p><b>1.07%</b></p> <p>Per annum, ex. GST</p> | <p><b>Unit pricing</b></p> <p><b>Daily</b></p> <p>T + 1</p> | <p><b>If you invested \$10,000 at inception it would be worth:</b></p> <p><b>\$40,113</b></p> <p>After fees, before tax.<br/>Inception 11/4/2010</p> |
|---|--|---|--|

Past performance is not indicative of future results. Please see pg 2 for performance over additional periods and additional Fund information.

### About the Fund

An actively managed growth-oriented fund, providing exposure to Australasian listed equities.

### Fund purpose

This Fund is designed to provide long-term capital growth through investing in New Zealand and Australian stocks with strong growth potential. The Fund objective is to achieve a return (before fees & tax) of 5% per annum above the benchmark over the long term.

### Fund benchmark

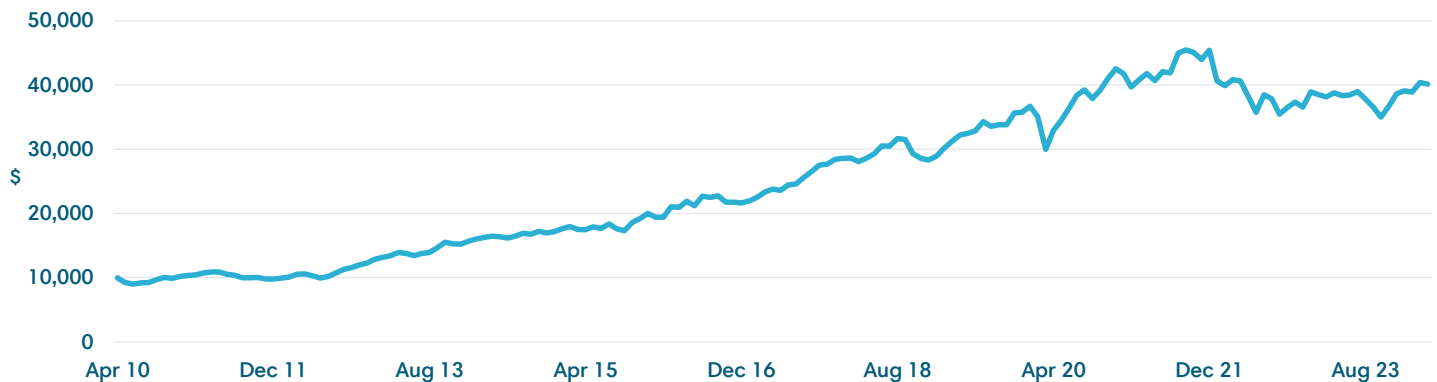
S&P/NZX 50 Index including imputation credits.

### Investment approach

The Fund is actively managed and invests in stocks which our equity team believes will outperform the local equity market over the long term. Stocks are chosen through a combination of qualitative bottom-up company research undertaken by our in-house analysts, environmental, social and governance (ESG) integration and quantitative screening of factors such as growth and quality.

### Growth of \$10,000 invested in Fund since inception

Cumulative returns after fees, before tax.



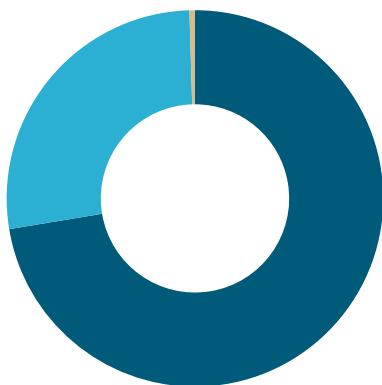
**Financial advisers:** This Fund is available via platforms including Consilium, FNZ, Apex, OneAnswer, WealthView  
**Individual investors:** Direct investment minimum is \$100k. Also available via financial advisers and InvestNow  
**For more information contact us at:** 0800 460 830 [contactus@harbourasset.co.nz](mailto:contactus@harbourasset.co.nz)

| Performance                            | 1 MONTH | 3 MONTH | 1 YEAR P.A. | 2 YEAR P.A. | 3 YEAR P.A. | 5 YEAR P.A. | 10 YEAR P.A. | SINCE INCEPTION P.A. |
|--|---------|---------|-------------|-------------|-------------|-------------|--------------|----------------------|
| Return before fees & tax, inc. IC      | -0.55%  | 2.94%   | 4.63%       | 0.55%       | -0.22%      | 5.67%       | 10.57%       | 11.86%               |
| Benchmark return, inc. IC              | -1.22%  | 1.00%   | 0.36%       | 1.18%       | -1.27%      | 4.41%       | 9.70%        | 10.86%               |
| Return after fees, before tax, inc. IC | -0.65%  | 2.66%   | 3.36%       | -0.62%      | -1.36%      | 4.49%       | 9.32%        | 10.38%               |

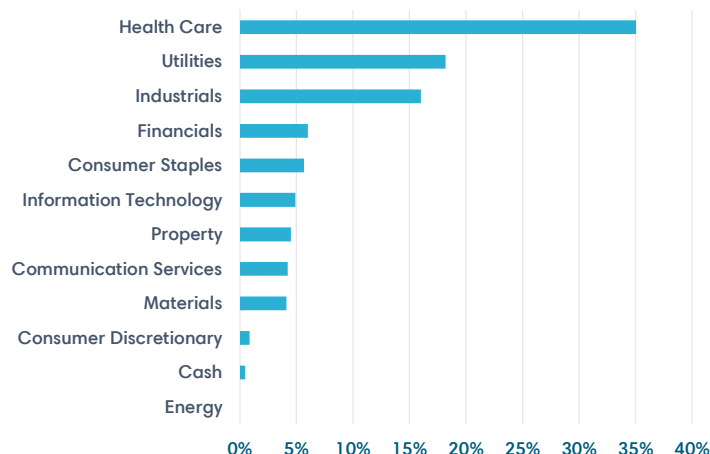
Past performance is not indicative of future results. Inception: 11 April 2010. Benchmark: S&P/NZX 50 Index. Return before fees & tax, inc. IC (where IC= imputation credits) is for the wholesale fund, into which this fund invests.

## Investment mix

- NZD EQUITIES (72.4%)
- AUD EQUITIES (27.1%)
- CASH (0.5%)



## Sector weights



Source: MSCI

## Responsible/ethical investing

We employ a strategy of integration and company engagement/voting, meaning our team researches the companies we invest in and actively checks for any environmental, social or governance (ESG) risks that may apply. It helps our Portfolio Manager develop an understanding of each company, and influences not only whether we invest in companies, but also how much. This fund also includes negative screening to remove companies whose business activities may lead to significant harm. Zero-tolerance exclusions include the production of tobacco, nuclear explosives, cluster munitions, anti-personnel mines, pornography and controversial firearms. Additional information on screening thresholds and processes are outlined in the exclusions section of our [ESG Policy](#).

|                               |                     |
|-------------------------------|---------------------|
| Market value                  | \$156,736,190       |
| Inception date                | 11 April 2010       |
| Currency                      | NZD                 |
| Estimated total fee (ex. GST) | 1.07% p.a.          |
| Distribution frequency        | Does not distribute |
| Risk rating*                  | 6 out of 7          |
| Unit price (NZD)              | 3.6376              |

\* Based on returns data from 5 years to 30 April 2024. Risk is rated from 1 (low) to 7 (high). The rating reflects how much the value of the fund's assets goes up and down (volatility). A higher risk generally means higher potential returns over time, but more ups and downs along the way. See PDS for more risk information.

|                                   | FUND | BENCHMARK |
|-----------------------------------|------|-----------|
| Carbon footprint                  | 16   | 37        |
| Weighted average carbon intensity | 34   | 40        |

Carbon Footprint tonnes CO<sub>2</sub>e/\$m invested. Weighted Average Carbon Intensity tonnes CO<sub>2</sub>e/\$m revenue. Metrics are calculated according to the methodology of the [Task Force on Climate-Related Financial Disclosures \(TCFD\) Implementation Guide](#). Source: Harbour Asset Management, MSCI, Bloomberg, underlying fund managers. Data is the latest available and represents the portion of the fund invested into public equities.

## Investment team for this fund



Andrew Bascand  
Managing Director,  
Portfolio Manager



Shane Solly, CFA  
Director, Portfolio  
Manager



Craig Stent, CFA  
Executive Director, Head  
of Equities

This report is provided for general information purposes only. The information provided is not intended to be financial advice. The information provided is given in good faith and has been prepared from sources believed to be accurate and complete as at the date of issue, but such information may be subject to change. Harbour manages a wholesale version of this fund for 'wholesale investors' (in terms of clause 3(2) and 3(3) of Schedule 1 of the Financial Markets Conduct Act 2013). Harbour also manages a retail version, which is part of Harbour Investment Funds. The retail fund invests wholly in the wholesale fund. Harbour Asset Management Limited is the issuer of Harbour Investment Funds (Funds). A copy of the Product Disclosure Statement (PDS) for the retail version of this fund is available at <https://www.harbourasset.co.nz/our-funds/investor-documents/>. Past performance is not indicative of future results and no representation is made regarding future performance of the Funds. No person guarantees the performance of any funds managed by Harbour Asset Management Limited.

**Data sources:**

**S&P Dow Jones LLC**

The S&P Indices are products of S&P Dow Jones Indices LLC or its affiliates "SPDJI") and has been licensed for use by Harbour Asset Management Limited ("Harbour"). Standard & Poor's® and S&P® are registered trademarks of Standard & Poor's Financial Services LLC ("S&P"); Dow Jones® is a registered trademark of Dow Jones Trademark Holdings LLC ("Dow Jones"); and these trademarks have been licensed for use by SPDJ and sublicensed for certain purposes by Harbour. This report is not sponsored, endorsed, sold or promoted by SPDJI, Dow Jones, S&P or their respective affiliates and none of such parties make any representation regarding the advisability of investing in such product(s) nor do they have any liability for any errors, omissions, or interruptions of the S&P Indices.

**Bloomberg**

The BLOOMBERG PROFESSIONAL service, BLOOMBERG Data and BLOOMBERG Reporting (the "Services") are owned and distributed locally by Bloomberg Finance L.P. ("BFLP") and its subsidiaries in all jurisdictions other than Argentina, Bermuda, China, India, Japan and Korea (the "BLP Countries"). BFLP is a wholly-owned subsidiary of Bloomberg L.P. ("BLP"). BLP Provides BFLP with global marketing and operational support and service for the Services and distributes the Services either directly or through a non-BFLP subsidiary in the BLP Countries. BFLP, BLP and their affiliates do not provide investment advice or guarantee the accuracy of prices or information in the Services. Nothing on the Services shall constitute an offering of financial instruments by BFLP, BLP or their affiliates.

**GICS**

The Global Industry Classification Standard ("GICS") was developed by and is the exclusive property and a service mark of MSCI Inc. ("MSCI") and Standard & Poor's, a division of The McGraw-Hill Companies, Inc. ("S&P") and is licensed for use by Harbour Asset Management Limited. Neither MSCI, S&P nor any third party involved in making or compiling the GICS or any GICS classifications makes any express or implied warranties or representations with respect to such standard or classification (or the results to be obtained by the use thereof), and all such parties hereby expressly disclaimer all warranties of originality, accuracy, completeness, merchantability and fitness for a particular purpose with respect to any of such standard or classification. Without limiting any of the foregoing, in no event shall MSCI, S&P, any of their affiliates or any third party involved in making or compiling the GICS or any GICS classifications have any liability for any direct, indirect, special, punitive, consequential or any other damages (including lost profits) even if notified of the possibility of such damages.

# Equity Fund

## Harbour Australasian Equity Focus Fund

30 APRIL 2024

1 year performance

**6.28%**

As at 30 April 2024, after fees, before tax

Est. fee\*

**1.09%**

Per annum, ex. GST

Unit pricing

**Daily**

T + 1

If you invested \$10,000 at inception it would be worth:

**\$25,183**

After fees, before tax.  
Inception 10/4/2014

\* May pay an additional performance fee. Please see Product Disclosure Statement for details.

Past performance is not indicative of future results. Please see pg 2 for performance over additional periods and additional Fund information.

### About the Fund

A concentrated high-conviction growth fund, holding Australasian listed equities which receive a high rating from our in-house analysts.

### Fund purpose

This concentrated 'best ideas' Fund is designed to deliver strong growth over the medium to long term, through investing in a smaller number of high quality companies with strong growth prospects.

### Fund benchmark

This Fund is not managed in relation to a benchmark. However, we report performance against: 50% S&P/NZX 50 Index & 50% S&P/ASX 200 Index (50% hedged to NZD).

### Investment approach

The Fund is actively managed and only invests in stocks which are rated highly by our research analysts. The team use their in-depth company and industry research to rate and pick stocks which they strongly believe will add positively to the Fund.

### Growth of \$10,000 invested in Fund since inception

Cumulative returns after fees, before tax.



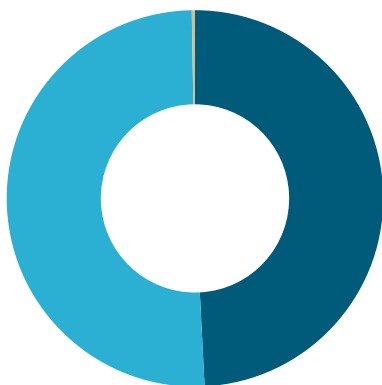
**Financial advisers:** This Fund is available via platforms including Consilium, FNZ, Apex, OneAnswer  
**Individual investors:** Direct investment minimum is \$100k. Also available via financial advisers and InvestNow  
 For more information contact us at: 0800 460 830 [contactus@harbourasset.co.nz](mailto:contactus@harbourasset.co.nz)

| Performance                            | 1 MONTH | 3 MONTH | 1 YEAR P.A. | 2 YEAR P.A. | 3 YEAR P.A. | 5 YEAR P.A. | 10 YEAR P.A. | SINCE INCEPTION P.A. |
|--|---------|---------|-------------|-------------|-------------|-------------|--------------|----------------------|
| Return before fees & tax, inc. IC      | -2.80%  | 0.96%   | 7.57%       | -1.29%      | 0.85%       | 7.67%       | 11.38%       | 11.36%               |
| Benchmark return, inc. IC              | -1.90%  | 1.66%   | 5.72%       | 3.97%       | 3.48%       | 6.74%       | 9.09%        | 9.25%                |
| Return after fees, before tax, inc. IC | -2.89%  | 0.66%   | 6.28%       | -2.45%      | -0.51%      | 6.12%       | 9.66%        | 9.61%                |

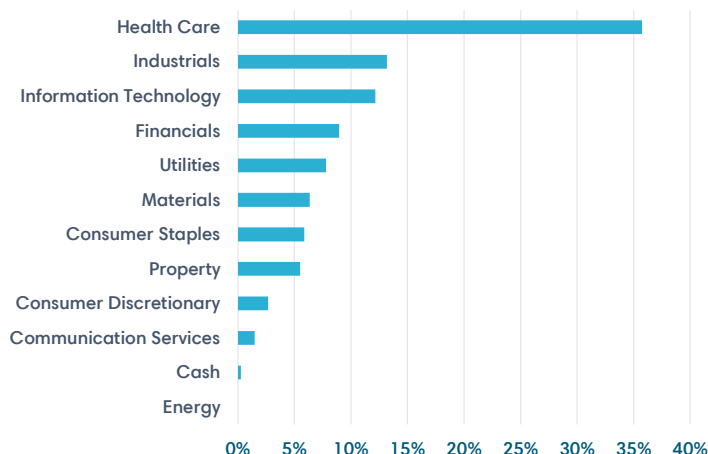
Past performance is not indicative of future results. Inception: 10 April 2014. Benchmark: 50% S&P/NZX 50 Index & 50% S&P/ASX 200 Index (50% hedged into NZD). Return before fees & tax, inc. IC (where IC= imputation credits) is for the wholesale fund, into which this fund invests.

## Investment mix

- NZD EQUITIES (49.2%)
- AUD EQUITIES (50.5%)
- CASH (0.3%)



## Sector weights



Source: MSCI

## Responsible/ethical investing

We employ a strategy of integration and company engagement/voting, meaning our team researches the companies we invest in and actively checks for any environmental, social or governance (ESG) risks that may apply. It helps our Portfolio Manager develop an understanding of each company, and influences not only whether we invest in companies, but also how much. This fund also includes negative screening to remove companies whose business activities may lead to significant harm. Zero-tolerance exclusions include the production of tobacco, nuclear explosives, cluster munitions, anti-personnel mines, pornography and controversial firearms. Additional information on screening thresholds and processes are outlined in the exclusions section of our [ESG Policy](#).

|                               |                     |
|-------------------------------|---------------------|
| Market value                  | \$27,891,399        |
| Inception date                | 10 April 2014       |
| Currency                      | NZD                 |
| Estimated total fee (ex. GST) | 1.09% p.a.          |
| Performance fee               | Yes (see PDS)       |
| Distribution frequency        | Does not distribute |
| Risk rating*                  | 6 out of 7          |
| Unit price (NZD)              | 2.4489              |

\* Based on returns data from 5 years to 30 April 2024. Risk is rated from 1 (low) to 7 (high). The rating reflects how much the value of the fund's assets goes up and down (volatility). A higher risk generally means higher potential returns over time, but more ups and downs along the way. See PDS for more risk information.

|                                   | FUND |
|-----------------------------------|------|
| Carbon footprint                  | 8    |
| Weighted average carbon intensity | 22   |

Carbon Footprint tonnes CO<sub>2</sub>e/\$m invested. Weighted Average Carbon Intensity tonnes CO<sub>2</sub>e/\$m revenue. Metrics are calculated according to the methodology of the [Task Force on Climate-Related Financial Disclosures \(TCFD\) Implementation Guide](#). Source: Harbour Asset Management, MSCI, Bloomberg, underlying fund managers. Data is the latest available and represents the portion of the fund invested into public equities.

## Investment team for this fund



Shane Solly, CFA  
Director, Portfolio  
Manager



Andrew Bascand  
Managing Director,  
Portfolio Manager



Craig Stent, CFA  
Executive Director, Head  
of Equities



This report is provided for general information purposes only. The information provided is not intended to be financial advice. The information provided is given in good faith and has been prepared from sources believed to be accurate and complete as at the date of issue, but such information may be subject to change. Harbour manages a wholesale version of this fund for 'wholesale investors' (in terms of clause 3(2) and 3(3) of Schedule 1 of the Financial Markets Conduct Act 2013). Harbour also manages a retail version, which is part of Harbour Investment Funds. The retail fund invests wholly in the wholesale fund. Harbour Asset Management Limited is the issuer of Harbour Investment Funds (Funds). A copy of the Product Disclosure Statement (PDS) for the retail version of this fund is available at <https://www.harbourasset.co.nz/our-funds/investor-documents/>. Past performance is not indicative of future results and no representation is made regarding future performance of the Funds. No person guarantees the performance of any funds managed by Harbour Asset Management Limited.

**Data sources:**

**S&P Dow Jones LLC**

The S&P Indices are products of S&P Dow Jones Indices LLC or its affiliates "SPDJI") and has been licensed for use by Harbour Asset Management Limited ("Harbour"). Standard & Poor's® and S&P® are registered trademarks of Standard & Poor's Financial Services LLC ("S&P"); Dow Jones® is a registered trademark of Dow Jones Trademark Holdings LLC ("Dow Jones"); and these trademarks have been licensed for use by SPDJ and sublicensed for certain purposes by Harbour. This report is not sponsored, endorsed, sold or promoted by SPDJI, Dow Jones, S&P or their respective affiliates and none of such parties make any representation regarding the advisability of investing in such product(s) nor do they have any liability for any errors, omissions, or interruptions of the S&P Indices.

**Bloomberg**

The BLOOMBERG PROFESSIONAL service, BLOOMBERG Data and BLOOMBERG Reporting (the "Services") are owned and distributed locally by Bloomberg Finance L.P. ("BFLP") and its subsidiaries in all jurisdictions other than Argentina, Bermuda, China, India, Japan and Korea (the "BLP Countries"). BFLP is a wholly-owned subsidiary of Bloomberg L.P. ("BLP"). BLP Provides BFLP with global marketing and operational support and service for the Services and distributes the Services either directly or through a non-BFLP subsidiary in the BLP Countries. BFLP, BLP and their affiliates do not provide investment advice or guarantee the accuracy of prices or information in the Services. Nothing on the Services shall constitute an offering of financial instruments by BFLP, BLP or their affiliates.

**GICS**

The Global Industry Classification Standard ("GICS") was developed by and is the exclusive property and a service mark of MSCI Inc. ("MSCI") and Standard & Poor's, a division of The McGraw-Hill Companies, Inc. ("S&P") and is licensed for use by Harbour Asset Management Limited. Neither MSCI, S&P nor any third party involved in making or compiling the GICS or any GICS classifications makes any express or implied warranties or representations with respect to such standard or classification (or the results to be obtained by the use thereof), and all such parties hereby expressly disclaimer all warranties of originality, accuracy, completeness, merchantability and fitness for a particular purpose with respect to any of such standard or classification. Without limiting any of the foregoing, in no event shall MSCI, S&P, any of their affiliates or any third party involved in making or compiling the GICS or any GICS classifications have any liability for any direct, indirect, special, punitive, consequential or any other damages (including lost profits) even if notified of the possibility of such damages.

# Multi Asset Fund

## Harbour Active Growth Fund

30 APRIL 2024

1 year performance

**6.38%**

As at 30 April 2024, after fees, before tax

Est. fee\*

**0.95%**

Per annum, ex. GST

Unit pricing

**Daily**

T + 2

If you invested \$10,000 at inception it would be worth:

**\$11,904**

After fees, before tax.  
Inception 01/11/2019

\* May pay an additional performance fee. Please see Product Disclosure Statement for details.

Past performance is not indicative of future results. Please see pg 2 for performance over additional periods and additional Fund information.

### About the Fund

A diversified fund designed for investors who want to generate capital growth through a range of domestic and global investments.

### Fund purpose

The Fund objective is to exceed the Official Cash Rate (OCR) plus 5% per annum over rolling 5-year periods. Multi asset funds are a whole portfolio in one fund, containing a balance of different asset classes. Investors can pick one, or mix funds together.

### Fund benchmark

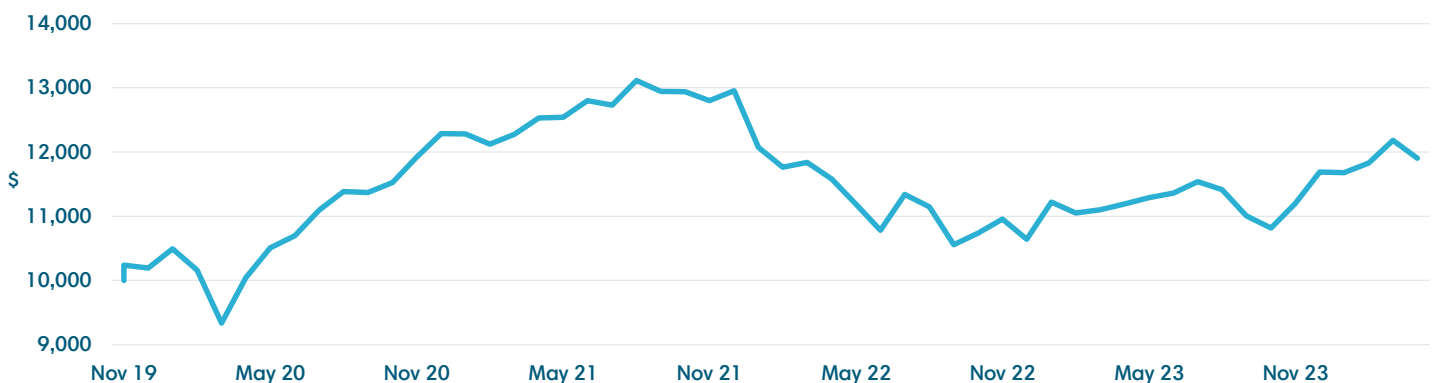
5% S&P/NZX Bank Bills 90-Day Index, 25% Bloomberg NZBond Composite 0+ Yr Index, 5% S&P/NZX All Real Estate Index, 22.5% S&P/NZX 50 Index, 7.5% S&P/ASX 200 Index (50% hedged to NZD), 35% MSCI All Country World Index (30% hedged to NZD).

### Investment approach

The Fund invests approximately 70% in growth assets such as shares, property and infrastructure and approximately 30% into more defensive assets, predominantly investment grade bonds. The Fund is actively managed, harnessing the expertise of Harbour's award-winning investment team for domestic asset classes, and best-in-class externally-managed global funds.

### Growth of \$10,000 invested in Fund since inception

Cumulative returns after fees, before tax. This includes the reinvestment of the Fund's distributions.

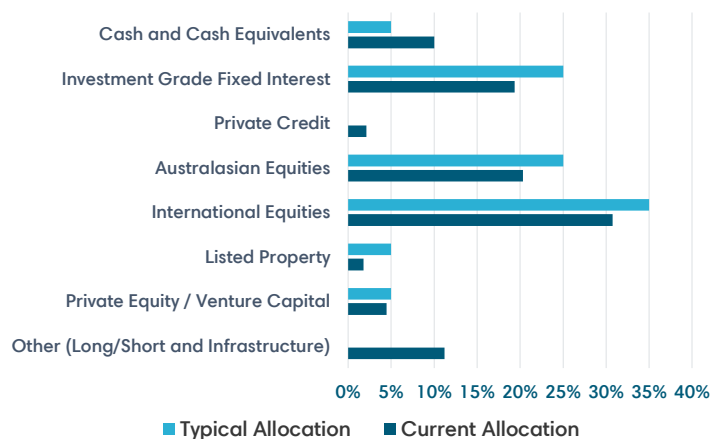


**Financial advisers:** This Fund is available via platforms including Consilium, FNZ, Apex, OneAnswer  
**Individual investors:** Direct investment minimum is \$100k. Also available via financial advisers and InvestNow  
 For more information contact us at: 0800 460 830 [contactus@harbourasset.co.nz](mailto:contactus@harbourasset.co.nz)

| Performance                            | 1 MONTH | 3 MONTH | 1 YEAR P.A. | 2 YEAR P.A. | 3 YEAR P.A. | 5 YEAR P.A. | 10 YEAR P.A. | SINCE INCEPTION P.A. |
|--|---------|---------|-------------|-------------|-------------|-------------|--------------|----------------------|
| Return before fees & tax, inc. IC      | -2.20%  | 2.20%   | 7.39%       | 2.39%       | -0.71%      | -           | -            | 5.04%                |
| Benchmark return, inc. IC              | -1.68%  | 2.88%   | 8.55%       | 5.34%       | 2.99%       | -           | -            | 4.66%                |
| Return after fees, before tax, inc. IC | -2.29%  | 1.94%   | 6.38%       | 1.38%       | -1.69%      | -           | -            | 3.95%                |

Past performance is not indicative of future results. Inception: 01 November 2019. IC= imputation credits. Benchmark: 5% S&P/NZX Bank Bills 90-Day Index, 25% Bloomberg NZBond Composite 0+ Yr Index, 5% S&P/NZX All Real Estate Index, 22.5% S&P/NZX 50 Index, 7.5% S&P/ASX 200 Index (50% hedged to NZD), 35% MSCI All Country World Index (30% hedged to NZD). (Prior to 1 December 2023 the benchmark had slightly different percent weightings; for more information refer to Other Material Information on our website).

## Asset allocation



## Responsible/ethical investing

We employ a strategy of integration and company engagement/voting, meaning our team researches the companies we invest in and actively checks for any environmental, social or governance (ESG) risks that may apply. It helps our Portfolio Manager develop an understanding of each company, and influences not only whether we invest in companies, but also how much. The fund also utilises external managers, who must meaningfully integrate ESG and impact into their processes.

Additional information on screening thresholds and processes are outlined in the exclusions section of our [ESG Policy](#).

|                                   | FUND | BENCHMARK |
|-----------------------------------|------|-----------|
| Carbon footprint                  | 24   | 47        |
| Weighted average carbon intensity | 60   | 76        |

Carbon Footprint tonnes CO<sub>2</sub>e/\$m invested. Weighted Average Carbon Intensity tonnes CO<sub>2</sub>e/\$m revenue. Metrics are calculated according to the methodology of the [Task Force on Climate-Related Financial Disclosures \(TCFD\) Implementation Guide](#). Source: Harbour Asset Management, MSCI, Bloomberg, underlying fund managers. Data is the latest available and represents the portion of the fund invested into public equities.

## Investment team for this fund



Chris Di Leva, CFA  
Director, Portfolio  
Manager



Lewis Fowler, CFA  
Investment Analyst

|                                    |                 |
|------------------------------------|-----------------|
| Market value                       | \$47,691,316    |
| Inception date                     | 1 November 2019 |
| Currency                           | NZD             |
| Estimated total fee (ex. GST)      | 0.95% p.a.      |
| Performance fee                    | Yes (see PDS)   |
| Entry/exit fee                     | None            |
| Distribution frequency             | Monthly         |
| Last distribution (cents per unit) | 0.39            |
| Risk rating*                       | 5 out of 7      |
| Unit price (NZD)                   | 0.9441          |

\* Based on returns data from 5 years to 30 April 2024. Risk is rated from 1 (low) to 7 (high). The rating reflects how much the value of the fund's assets goes up and down (volatility). A higher risk generally means higher potential returns over time, but more ups and downs along the way. See PDS for more risk information.



This report is provided for general information purposes only. The information provided is not intended to be financial advice. The information provided is given in good faith and has been prepared from sources believed to be accurate and complete as at the date of issue, but such information may be subject to change. Harbour Asset Management Limited is the issuer of Harbour Investment Funds (Funds). A copy of the Product Disclosure Statement (PDS) for the Funds is available at <https://www.harbourasset.co.nz/our-funds/investor-documents/>. Past performance is not indicative of future results and no representation is made regarding future performance of the Funds. No person guarantees the performance of any funds managed by Harbour Asset Management Limited.

**Data sources:**

**S&P Dow Jones LLC**

The S&P Indices are products of S&P Dow Jones Indices LLC or its affiliates "SPDJI") and has been licensed for use by Harbour Asset Management Limited ("Harbour"). Standard & Poor's® and S&P® are registered trademarks of Standard & Poor's Financial Services LLC ("S&P"); Dow Jones® is a registered trademark of Dow Jones Trademark Holdings LLC ("Dow Jones"); and these trademarks have been licensed for use by SPDJ and sublicensed for certain purposes by Harbour. This report is not sponsored, endorsed, sold or promoted by SPDJI, Dow Jones, S&P or their respective affiliates and none of such parties make any representation regarding the advisability of investing in such product(s) nor do they have any liability for any errors, omissions, or interruptions of the S&P Indices.

**MSCI**

The MSCI data is comprised of a custom index calculated by MSCI for, and as requested by, Harbour Asset Management Limited. The MSCI data is for internal use only and may not be redistributed or used in connection with creating or offering any securities, financial products or indices. Neither MSCI nor any other third party involved in or related to compiling, computing or creating the MSCI data (the "MSCI Parties") makes any express or implied warranties or representations with respect to such data (or the results to be obtained by the use thereof), and the MSCI Parties hereby expressly disclaim all warranties of originality, accuracy, completeness, merchantability or fitness for a particular purpose with respect to such data. Without limiting any of the foregoing, in no event shall any of the MSCI Parties have any liability for any direct, indirect, special, punitive, consequential or any other damages (including lost profits) even if notified of the possibility of such damages.

**Bloomberg**

Bloomberg Finance L.P. and its affiliates (collectively, "Bloomberg") are not affiliated with Harbour Asset Management Limited ("Harbour") and do not approve, endorse, review, or recommend Harbour. BLOOMBERG and the Bloomberg NZBond Bank Bill Index, Bloomberg NZBond Govt 0+ Yr Index, Bloomberg Commodity Index, Bloomberg NZBond Infl 0+ Yr Index and Bloomberg NZBond Credit 0+ Yr Index are trademarks or service marks of Bloomberg and have been licensed to Harbour. Bloomberg does not guarantee the timeliness, accurateness, or completeness of any data or information relating to the Bloomberg NZBond Bank Bill Index, Bloomberg NZBond Govt 0+ Yr Index, Bloomberg Commodity Index, Bloomberg NZBond Infl 0+ Yr Index and Bloomberg NZBond Credit 0+ Yr Index.

The BLOOMBERG PROFESSIONAL service, BLOOMBERG Data and BLOOMBERG Reporting (the "Services") are owned and distributed locally by Bloomberg Finance L.P. ("BFLP") and its subsidiaries in all jurisdictions other than Argentina, Bermuda, China, India, Japan and Korea (the "BLP Countries"). BFLP is a wholly-owned subsidiary of Bloomberg L.P. ("BLP"). BLP Provides BFLP with global marketing and operational support and service for the Services and distributes the Services either directly or through a non-BFLP subsidiary in the BLP Countries. BFLP, BLP and their affiliates do not provide investment advice or guarantee the accuracy of prices or information in the Services. Nothing on the Services shall constitute an offering of financial instruments by BFLP, BLP or their affiliates.

# Equity Fund Harbour NZ Index Shares Fund

30 APRIL 2024

|  |  |   |   |
|--|--|---|---|
| <p><b>1 year performance</b></p> <p><b>-0.33%</b></p> <p>As at 30 April 2024, after fees, before tax</p> | <p><b>Est. fee</b></p> <p><b>0.20%</b></p> <p>Per annum, ex. GST</p> | <p><b>Unit pricing</b></p> <p><b>Daily</b></p> <p>T + 1</p> | <p><b>If you invested \$10,000 at inception it would be worth:</b></p> <p><b>\$21,883</b></p> <p>After fees, before tax.<br/>Inception 03/12/2014</p> |
|--|--|---|---|

Past performance is not indicative of future results. Please see pg 2 for performance over additional periods and additional Fund information.

## About the Fund

This NZ equities fund is designed to provide low cost exposure to the NZ sharemarket.

## Fund purpose

The Fund is designed to provide relatively low cost exposure to the NZ sharemarket for investors who prefer a passive investing strategy.

## Fund benchmark

S&P/NZX 50 Portfolio Index including imputation credits.

## Investment approach

The Fund is designed to track the S&P/NZX 50 Portfolio Index. This index contains the top 50 companies listed on the NZX, but with a 5% cap on each company.

## Growth of \$10,000 invested in Fund since inception

Cumulative returns after fees, before tax. This includes the reinvestment of the Fund's distributions.



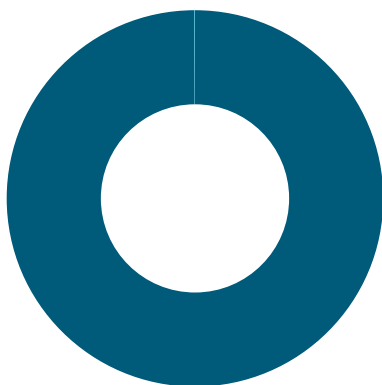
**Financial advisers:** This Fund is available via platforms including Consilium, FNZ, Apex, OneAnswer  
**Individual investors:** Direct investment minimum is \$100k. Also available via financial advisers and InvestNow  
 For more information contact us at: 0800 460 830 [contactus@harbourasset.co.nz](mailto:contactus@harbourasset.co.nz)

| Performance                            | 1 MONTH | 3 MONTH | 1 YEAR P.A. | 2 YEAR P.A. | 3 YEAR P.A. | 5 YEAR P.A. | 10 YEAR P.A. | SINCE INCEPTION P.A. |
|--|---------|---------|-------------|-------------|-------------|-------------|--------------|----------------------|
| Return before fees & tax, inc. IC      | -2.71%  | -0.68%  | -0.11%      | -0.98%      | -1.57%      | 4.05%       | -            | 9.14%                |
| Benchmark return, inc. IC              | -2.74%  | -0.70%  | -0.30%      | -1.07%      | -1.62%      | 4.59%       | -            | 9.65%                |
| Return after fees, before tax, inc. IC | -2.73%  | -0.73%  | -0.33%      | -1.20%      | -1.78%      | 3.75%       | -            | 8.67%                |

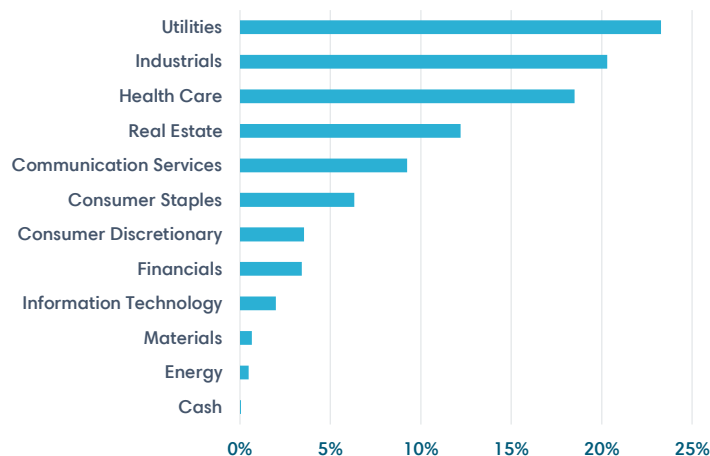
Past performance is not indicative of future results. Inception: 3 December 2014. IC= imputation credits. The Harbour NZ Equity Advanced Beta Fund transitioned to the Harbour NZ Index Shares Fund on 1 April 2021. Returns from 1 April 2021 onward are a combination of both funds. Benchmark: S&P/NZX 50 Portfolio Index.

## Investment mix

- NZD EQUITIES (99.9%)
- CASH (0.1%)



## Sector weights



Source: MSCI

## Responsible/ethical investing

As a passive fund, the ESG strategy most salient is company engagement. We are able to use engagement and shareholder votes to influence and encourage better behaviour from companies. This fund also includes negative screening to remove companies whose business activities may lead to significant harm.

Additional information on screening thresholds and processes are outlined in the exclusions section of our [ESG Policy](#).

|                                    |                 |
|------------------------------------|-----------------|
| Market value                       | \$457,515,047   |
| Inception date                     | 3 December 2014 |
| Currency                           | NZD             |
| Estimated total fee (ex. GST)      | 0.20% p.a.      |
| Distribution frequency             | 6 Monthly       |
| Last distribution (cents per unit) | 3.58            |
| Risk rating*                       | 5 out of 7      |
| Unit price (NZD)                   | 1.8389          |

\*Based on returns data from 5 years to 30 April 2024. Risk is rated from 1 (low) to 7 (high). The rating reflects how much the value of the fund's assets goes up and down (volatility). A higher risk generally means higher potential returns over time, but more ups and downs along the way. See PDS for more risk information.

|                                   | FUND |
|-----------------------------------|------|
| Carbon footprint                  | 51   |
| Weighted average carbon intensity | 45   |

Carbon Footprint tonnes CO<sub>2</sub>e/\$m invested. Weighted Average Carbon Intensity tonnes CO<sub>2</sub>e/\$m revenue. Metrics are calculated according to the methodology of the [Task Force on Climate-Related Financial Disclosures \(TCFD\) Implementation Guide](#). Source: Harbour Asset Management, MSCI, Bloomberg, underlying fund managers. Data is the latest available and represents the portion of the fund invested into public equities.

## Investment team for this fund



**Craig Stent, CFA**  
Executive Director, Head of Equities



**Jorge Waayman**  
Manager, ESG Research



**Andrew Bascand**  
Managing Director, Portfolio Manager

This report is provided for general information purposes only. The information provided is not intended to be financial advice. The information provided is given in good faith and has been prepared from sources believed to be accurate and complete as at the date of issue, but such information may be subject to change. Harbour Asset Management Limited is the issuer of Harbour Investment Funds (Funds). A copy of the Product Disclosure Statement (PDS) for the Funds is available at <https://www.harbourasset.co.nz/our-funds/investor-documents/>. Past performance is not indicative of future results and no representation is made regarding future performance of the Funds. No person guarantees the performance of any funds managed by Harbour Asset Management Limited.

**Data sources:**

**S&P Dow Jones LLC**

The S&P Indices are products of S&P Dow Jones Indices LLC or its affiliates "SPDJ") and has been licensed for use by Harbour Asset Management Limited ("Harbour"). Standard & Poor's® and S&P® are registered trademarks of Standard & Poor's Financial Services LLC ("S&P"); Dow Jones® is a registered trademark of Dow Jones Trademark Holdings LLC ("Dow Jones"); and these trademarks have been licensed for use by SPDJ and sublicensed for certain purposes by Harbour. This report is not sponsored, endorsed, sold or promoted by SPDJ, Dow Jones, S&P or their respective affiliates and none of such parties make any representation regarding the advisability of investing in such product(s) nor do they have any liability for any errors, omissions, or interruptions of the S&P Indices.

**Bloomberg**

The BLOOMBERG PROFESSIONAL service, BLOOMBERG Data and BLOOMBERG Reporting (the "Services") are owned and distributed locally by Bloomberg Finance L.P. ("BFLP") and its subsidiaries in all jurisdictions other than Argentina, Bermuda, China, India, Japan and Korea (the "BLP Countries"). BFLP is a wholly-owned subsidiary of Bloomberg L.P. ("BLP"). BLP Provides BFLP with global marketing and operational support and service for the Services and distributes the Services either directly or through a non-BFLP subsidiary in the BLP Countries. BFLP, BLP and their affiliates do not provide investment advice or guarantee the accuracy of prices or information in the Services. Nothing on the Services shall constitute an offering of financial instruments by BFLP, BLP or their affiliates.

**GICS**

The Global Industry Classification Standard ("GICS") was developed by and is the exclusive property and a service mark of MSCI Inc. ("MSCI") and Standard & Poor's, a division of The McGraw-Hill Companies, Inc. ("S&P") and is licensed for use by Harbour Asset Management Limited. Neither MSCI, S&P nor any third party involved in making or compiling the GICS or any GICS classifications makes any express or implied warranties or representations with respect to such standard or classification (or the results to be obtained by the use thereof), and all such parties hereby expressly disclaimer all warranties of originality, accuracy, completeness, merchantability and fitness for a particular purpose with respect to any of such standard or classification. Without limiting any of the foregoing, in no event shall MSCI, S&P, any of their affiliates or any third party involved in making or compiling the GICS or any GICS classifications have any liability for any direct, indirect, special, punitive, consequential or any other damages (including lost profits) even if notified of the possibility of such damages.

# Equity Fund

## Harbour Real Estate Investment Fund

30 APRIL 2024

1 year performance

**3.66%**

As at 30 April 2024, after fees,  
before tax

Est. fee

**0.72%**

Per annum, ex. GST

Unit pricing

**Daily**

T + 1

If you invested \$10,000 at  
inception it would be worth:

**\$13,625**

After fees, before tax.  
Inception 01/10/2018

Past performance is not indicative of future results. Please see pg 2 for performance over additional periods and additional Fund information.

### About the Fund

An actively-managed fund that invests predominantly in listed companies which derive their economic value from owning or controlling real estate.

### Fund purpose

The Harbour Real Estate Investment Fund aims to provide medium term capital growth and income from real estate. The Fund provides investors with easier access to a diversified portfolio of different types of commercial and industrial property.

### Fund benchmark

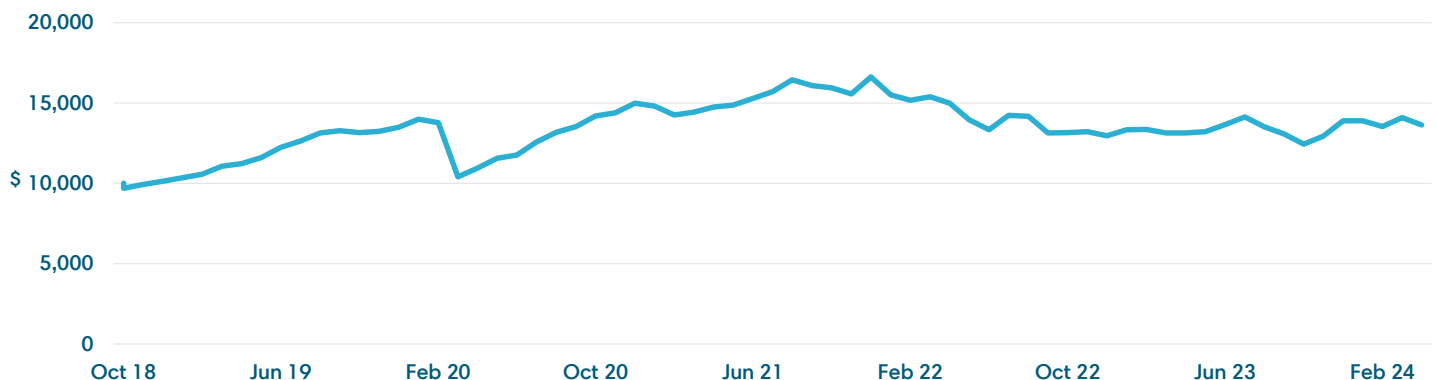
S&P/NZX All Real Estate Index including imputation credits.

### Investment approach

The Fund's investment process seeks to identify real estate securities with prospective income yield and capital growth which is under-appreciated by the investment market. The Fund may hold securities beyond listed property security or Real Estate Investment Trusts (REITs) benchmark indices. Examples include property managers, sea ports, toll roads, airports, cell-phone towers, aged care & retirement villages, waste management facilities and data centres.

### Growth of \$10,000 invested in Fund since inception

Cumulative returns after fees, before tax. This includes the reinvestment of the Fund's distributions.



**Financial advisers:** This Fund is available via platforms including Consilium, FNZ, Apex  
**Individual investors:** Direct investment minimum is \$100k. Also available via financial advisers and InvestNow  
 For more information contact us at: 0800 460 830 [contactus@harbourasset.co.nz](mailto:contactus@harbourasset.co.nz)

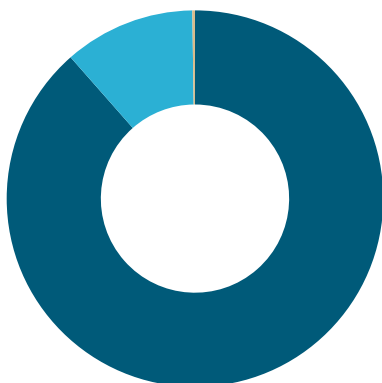


| Performance                            | 1 MONTH | 3 MONTH | 1 YEAR P.A. | 2 YEAR P.A. | 3 YEAR P.A. | 5 YEAR P.A. | 10 YEAR P.A. | SINCE INCEPTION P.A. |
|--|---------|---------|-------------|-------------|-------------|-------------|--------------|----------------------|
| Return before fees & tax, inc. IC      | -3.21%  | -1.77%  | 4.46%       | -3.89%      | -1.85%      | 4.78%       | -            | 6.52%                |
| Benchmark return, inc. IC              | -2.70%  | -2.28%  | 1.31%       | -5.53%      | -4.82%      | 1.01%       | -            | 3.17%                |
| Return after fees, before tax, inc. IC | -3.27%  | -1.95%  | 3.66%       | -4.68%      | -2.62%      | 3.97%       | -            | 5.70%                |

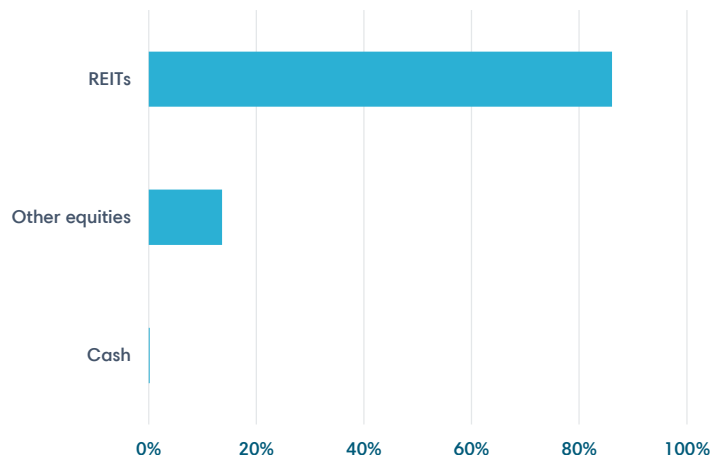
Past performance is not indicative of future results. Inception: 01 October 2018. IC= imputation credits. Benchmark: S&P/NZX All Real Estate Index.

## Investment mix

- NZD EQUITIES (88.5%)
- AUD EQUITIES (11.3%)
- CASH (0.2%)



## Sector weights



Source: MSCI

## Responsible/ethical investing

We employ a strategy of integration and company engagement/voting, meaning our team researches the companies we invest in and actively checks for any environmental, social or governance (ESG) risks that may apply. It helps our Portfolio Manager develop an understanding of each company, and influences not only whether we invest in companies, but also how much. This fund also includes negative screening to remove companies whose business activities may lead to significant harm. Zero-tolerance exclusions include the production of tobacco, nuclear explosives, cluster munitions, anti-personnel mines, pornography and controversial firearms. Additional information on screening thresholds and processes are outlined in the exclusions section of our [ESG Policy](#).

|                                    |                |
|------------------------------------|----------------|
| Market value                       | \$101,990,336  |
| Inception date                     | 1 October 2018 |
| Currency                           | NZD            |
| Estimated total fee (ex. GST)      | 0.72% p.a.     |
| Distribution frequency             | 6 Monthly      |
| Last distribution (cents per unit) | 2.20           |
| Risk rating*                       | 6 out of 7     |
| Unit price (NZD)                   | 1.0759         |

\* Based on returns data from 5 years to 30 April 2024. Risk is rated from 1 (low) to 7 (high). The rating reflects how much the value of the fund's assets goes up and down (volatility). A higher risk generally means higher potential returns over time, but more ups and downs along the way. See PDS for more risk information.

|                                   | FUND | BENCHMARK |
|-----------------------------------|------|-----------|
| Carbon footprint                  | 2    | 1         |
| Weighted average carbon intensity | 13   | 8         |

Carbon Footprint tonnes CO2e/\$m invested. Weighted Average Carbon Intensity tonnes CO2e/\$m revenue. Metrics are calculated according to the methodology of the [Task Force on Climate-Related Financial Disclosures \(TCFD\) Implementation Guide](#). Source: Harbour Asset Management, MSCI, Bloomberg, underlying fund managers. Data is the latest available and represents the portion of the fund invested into public equities.

## Investment team for this fund



Shane Solly, CFA  
Director, Portfolio  
Manager



Andrew Bascand  
Managing Director,  
Portfolio Manager



Craig Stent, CFA  
Executive Director, Head  
of Equities

This report is provided for general information purposes only. The information provided is not intended to be financial advice. The information provided is given in good faith and has been prepared from sources believed to be accurate and complete as at the date of issue, but such information may be subject to change. Harbour Asset Management Limited is the issuer of Harbour Investment Funds (Funds). A copy of the Product Disclosure Statement (PDS) for the Funds is available at <https://www.harbourasset.co.nz/our-funds/investor-documents/>. Past performance is not indicative of future results and no representation is made regarding future performance of the Funds. No person guarantees the performance of any funds managed by Harbour Asset Management Limited.

**Data sources:**

**S&P Dow Jones LLC**

The S&P Indices are products of S&P Dow Jones Indices LLC or its affiliates "SPDJ") and has been licensed for use by Harbour Asset Management Limited ("Harbour"). Standard & Poor's® and S&P® are registered trademarks of Standard & Poor's Financial Services LLC ("S&P"); Dow Jones® is a registered trademark of Dow Jones Trademark Holdings LLC ("Dow Jones"); and these trademarks have been licensed for use by SPDJ and sublicensed for certain purposes by Harbour. This report is not sponsored, endorsed, sold or promoted by SPDJI, Dow Jones, S&P or their respective affiliates and none of such parties make any representation regarding the advisability of investing in such product(s) nor do they have any liability for any errors, omissions, or interruptions of the S&P Indices.

**Bloomberg**

The BLOOMBERG PROFESSIONAL service, BLOOMBERG Data and BLOOMBERG Reporting (the "Services") are owned and distributed locally by Bloomberg Finance L.P. ("BFLP") and its subsidiaries in all jurisdictions other than Argentina, Bermuda, China, India, Japan and Korea (the "BLP Countries"). BFLP is a wholly-owned subsidiary of Bloomberg L.P. ("BLP"). BLP Provides BFLP with global marketing and operational support and service for the Services and distributes the Services either directly or through a non-BFLP subsidiary in the BLP Countries. BFLP, BLP and their affiliates do not provide investment advice or guarantee the accuracy of prices or information in the Services. Nothing on the Services shall constitute an offering of financial instruments by BFLP, BLP or their affiliates.

**GICS**

The Global Industry Classification Standard ("GICS") was developed by and is the exclusive property and a service mark of MSCI Inc. ("MSCI") and Standard & Poor's, a division of The McGraw-Hill Companies, Inc. ("S&P") and is licensed for use by Harbour Asset Management Limited. Neither MSCI, S&P nor any third party involved in making or compiling the GICS or any GICS classifications makes any express or implied warranties or representations with respect to such standard or classification (or the results to be obtained by the use thereof), and all such parties hereby expressly disclaimer all warranties of originality, accuracy, completeness, merchantability and fitness for a particular purpose with respect to any of such standard or classification. Without limiting any of the foregoing, in no event shall MSCI, S&P, any of their affiliates or any third party involved in making or compiling the GICS or any GICS classifications have any liability for any direct, indirect, special, punitive, consequential or any other damages (including lost profits) even if notified of the possibility of such damages.

# Equity Fund

## Harbour Sustainable NZ Shares Fund

30 APRIL 2024

|   |  |   |   |
|---|--|---|---|
| <p><b>1 year performance</b></p> <p><b>0.08%</b></p> <p>As at 30 April 2024, after fees, before tax</p> | <p><b>Est. fee</b></p> <p><b>0.25%</b></p> <p>Per annum, ex. GST</p> | <p><b>Unit pricing</b></p> <p><b>Daily</b></p> <p>T + 1</p> | <p><b>If you invested \$10,000 at inception it would be worth:</b></p> <p><b>\$9,500</b></p> <p>After fees, before tax. Inception 07/4/2021</p> |
|---|--|---|---|

Past performance is not indicative of future results. Please see pg 2 for performance over additional periods and additional Fund information.

### About the Fund

This NZ equities fund is designed to provide low cost exposure to the NZ sharemarket, excluding companies which do not meet sustainability criteria.

### Fund purpose

This Fund is designed to provide low cost exposure to the NZ sharemarket by passively tracking an index, with exclusions to companies which do not meet sustainability criteria.

### Fund benchmark

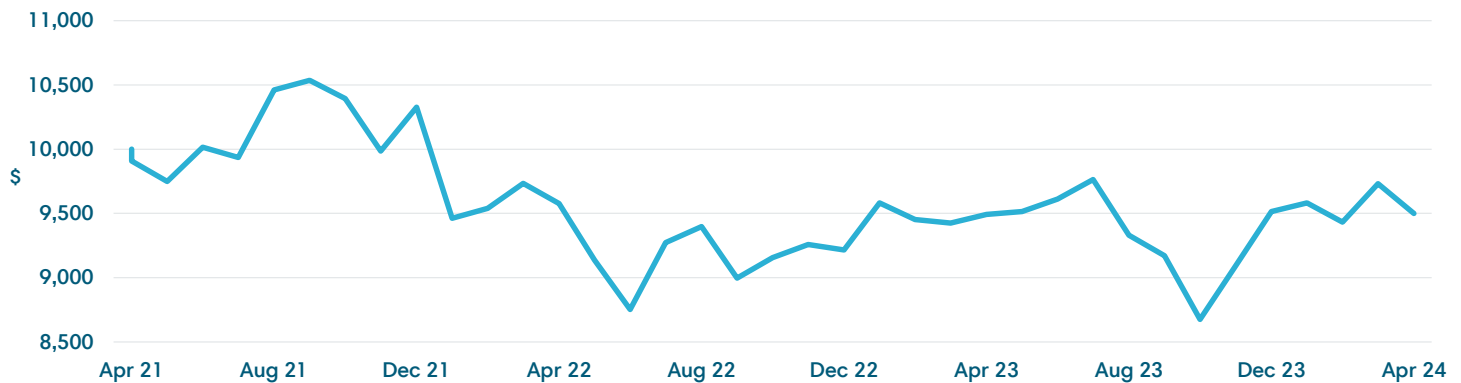
S&P/NZX 50 Portfolio Index including imputation credits.

### Investment approach

This Fund is designed to track the S&P/NZX 50 Portfolio Index, with exclusions to companies including large carbon emitters, gambling, firearms, and companies with human and animal rights violations. There are positive and negative tilts applied to the remaining companies based on Harbour's proprietary Corporate Behaviour Score, which has been a core part of Harbour's equity investment processes for over a decade.

### Growth of \$10,000 invested in Fund since inception

Cumulative returns after fees, before tax. This includes the reinvestment of the Fund's distributions.



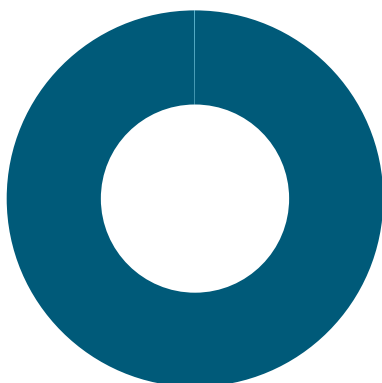
**Financial advisers:** This Fund is available via platforms including Consilium, FNZ, Apex  
**Individual investors:** Direct investment minimum is \$100k. Also available via financial advisers and InvestNow  
**For more information contact us at:** 0800 460 830 [contactus@harbourasset.co.nz](mailto:contactus@harbourasset.co.nz)

| Performance                            | 1 MONTH | 3 MONTH | 1 YEAR P.A. | 2 YEAR P.A. | 3 YEAR P.A. | 5 YEAR P.A. | 10 YEAR P.A. | SINCE INCEPTION P.A. |
|--|---------|---------|-------------|-------------|-------------|-------------|--------------|----------------------|
| Return before fees & tax, inc. IC      | -2.34%  | -0.81%  | 0.31%       | -0.18%      | -1.14%      | -           | -            | -1.42%               |
| Benchmark return, inc. IC              | -2.74%  | -0.70%  | -0.30%      | -1.07%      | -1.62%      | -           | -            | -1.01%               |
| Return after fees, before tax, inc. IC | -2.37%  | -0.85%  | 0.08%       | -0.41%      | -1.39%      | -           | -            | -1.66%               |

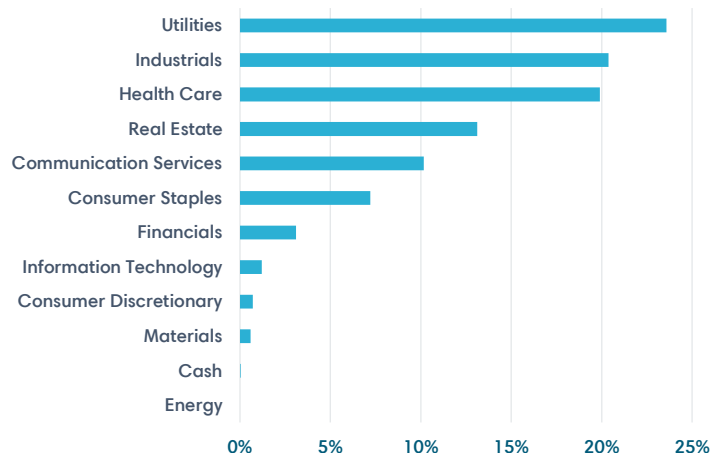
Past performance is not indicative of future results. Inception: 7 April 2021. IC= imputation credits. Benchmark: S&P/NZX 50 Portfolio Index.

## Investment mix

- NZD EQUITIES (100.0%)
- CASH (0.0%)



## Sector weights



Source: MSCI

## Responsible/ethical investing

We employ a strategy of integration and company engagement/voting, meaning our team researches the companies we invest in and actively checks for any environmental, social or governance (ESG) risks that may apply. It helps our Portfolio Manager develop an understanding of each company, and influences not only whether we invest in companies, but also how much. This fund also includes negative screening to remove companies whose business activities may lead to significant harm. The Fund has exclusions including: large carbon emitters, alcohol, gambling, munitions, adult entertainment, nuclear armaments, firearms, the production of tobacco and recreational cannabis, child labour and companies with human and animal rights violations. Additional information on screening thresholds and processes are outlined in the exclusions section of our [ESG Policy](#).

|                                   | FUND | BENCHMARK |
|-----------------------------------|------|-----------|
| Carbon footprint                  | 26   | 51        |
| Weighted average carbon intensity | 36   | 45        |

Carbon Footprint tonnes CO<sub>2</sub>e/\$m invested. Weighted Average Carbon Intensity tonnes CO<sub>2</sub>e/\$m revenue. Metrics are calculated according to the methodology of the [Task Force on Climate-Related Financial Disclosures \(TCFD\) Implementation Guide](#). Source: Harbour Asset Management, MSCI, Bloomberg, underlying fund managers. Data is the latest available and represents the portion of the fund invested into public equities.

|                                    |               |
|------------------------------------|---------------|
| Market value                       | \$219,924,591 |
| Inception date                     | 7 April 2021  |
| Currency                           | NZD           |
| Estimated total fee (ex. GST)      | 0.25% p.a.    |
| Distribution frequency             | 6 Monthly     |
| Last distribution (cents per unit) | 1.50          |
| Risk rating*                       | 5 out of 7    |
| Unit price (NZD)                   | 0.8603        |

\* Based on returns data from 5 years to 30 April 2024. Risk is rated from 1 (low) to 7 (high). The rating reflects how much the value of the fund's assets goes up and down (volatility). A higher risk generally means higher potential returns over time, but more ups and downs along the way. See PDS for more risk information.

## Investment team for this fund



**Craig Stent, CFA**  
Executive Director, Head  
of Equities



**Jorge Waayman**  
Manager, ESG Research



**Andrew Bascand**  
Managing Director,  
Portfolio Manager

This report is provided for general information purposes only. The information provided is not intended to be financial advice. The information provided is given in good faith and has been prepared from sources believed to be accurate and complete as at the date of issue, but such information may be subject to change. Harbour Asset Management Limited is the issuer of Harbour Investment Funds (Funds). A copy of the Product Disclosure Statement (PDS) for the Funds is available at <https://www.harbourasset.co.nz/our-funds/investor-documents/>. Past performance is not indicative of future results and no representation is made regarding future performance of the Funds. No person guarantees the performance of any funds managed by Harbour Asset Management Limited.

### Data sources:

#### S&P Dow Jones LLC

The S&P Indices are products of S&P Dow Jones Indices LLC or its affiliates "SPDJI" and has been licensed for use by Harbour Asset Management Limited ("Harbour"). Standard & Poor's® and S&P® are registered trademarks of Standard & Poor's Financial Services LLC ("S&P"); Dow Jones® is a registered trademark of Dow Jones Trademark Holdings LLC ("Dow Jones"); and these trademarks have been licensed for use by SPDJI and sublicensed for certain purposes by Harbour. This report is not sponsored, endorsed, sold or promoted by SPDJI, Dow Jones, S&P or their respective affiliates and none of such parties make any representation regarding the advisability of investing in such product(s) nor do they have any liability for any errors, omissions, or interruptions of the S&P Indices.

#### Bloomberg

The BLOOMBERG PROFESSIONAL service, BLOOMBERG Data and BLOOMBERG Reporting (the "Services") are owned and distributed locally by Bloomberg Finance L.P. ("BFLP") and its subsidiaries in all jurisdictions other than Argentina, Bermuda, China, India, Japan and Korea (the "BLP Countries"). BFLP is a wholly-owned subsidiary of Bloomberg L.P. ("BLP"). BLP Provides BFLP with global marketing and operational support and service for the Services and distributes the Services either directly or through a non-BFLP subsidiary in the BLP Countries. BFLP, BLP and their affiliates do not provide investment advice or guarantee the accuracy of prices or information in the Services. Nothing on the Services shall constitute an offering of financial instruments by BFLP, BLP or their affiliates.

#### GICS

The Global Industry Classification Standard ("GICS") was developed by and is the exclusive property and a service mark of MSCI Inc. ("MSCI") and Standard & Poor's, a division of The McGraw-Hill Companies, Inc. ("S&P") and is licensed for use by Harbour Asset Management Limited. Neither MSCI, S&P nor any third party involved in making or compiling the GICS or any GICS classifications makes any express or implied warranties or representations with respect to such standard or classification (or the results to be obtained by the use thereof), and all such parties hereby expressly disclaimer all warranties of originality, accuracy, completeness, merchantability and fitness for a particular purpose with respect to any of such standard or classification. Without limiting any of the foregoing, in no event shall MSCI, S&P, any of their affiliates or any third party involved in making or compiling the GICS or any GICS classifications have any liability for any direct, indirect, special, punitive, consequential or any other damages (including lost profits) even if notified of the possibility of such damages.



# Equity Fund

## Harbour Australasian Equity Income Fund

30 APRIL 2024

1 year performance

**5.74%**

As at 30 April 2024, after fees,  
before tax

Est. fee

**1.03%**

Per annum, ex. GST

Unit pricing

**Daily**

T + 1

If you invested \$10,000 at  
inception it would be worth:

**\$37,234**

After fees, before tax.  
Inception 01/11/2011

Past performance is not indicative of future results. Please see pg 2 for performance over additional periods and additional Fund information.

### About the Fund

A diversified portfolio of Australasian listed equities, designed to generate consistent levels of income with less volatility than other equity funds.

### Fund purpose

The Fund is designed to provide capital growth over time and produce attractive levels of income too. The objective of the Fund is to generate higher yield than the New Zealand and Australian markets.

### Fund benchmark

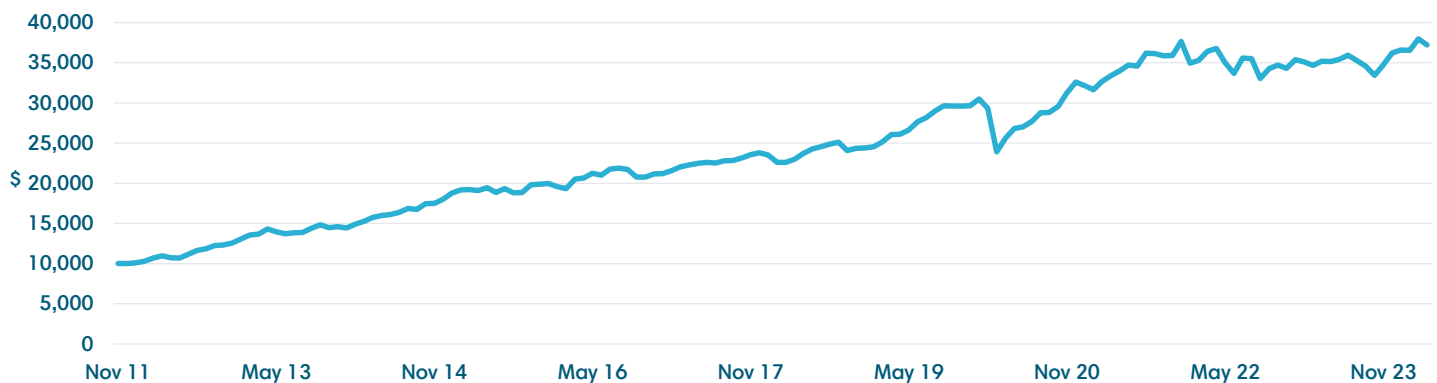
The Fund is not managed in relation to a benchmark. However, we report performance against: 60% S&P/ASX Industrials Index (equally weighted and 90% hedged to NZD) and 40% S&P/NZX 50 Portfolio Index.

### Investment approach

The stock picking process for this Fund blends a strong quantitative selection process across Australasia with a quality and fundamental overlay. The Fund predominantly invests in equities which generate attractive dividend yields, but also holds cash and fixed interest securities. It is designed to be more diversified than typical Australasian equity funds, and provide scope for regular sustainable income.

### Growth of \$10,000 invested in Fund since inception

Cumulative returns after fees, before tax. This includes the reinvestment of the Fund's distributions.



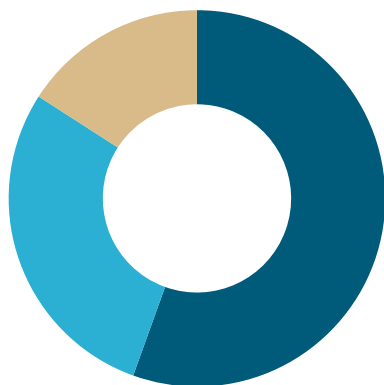
**Financial advisers:** This Fund is available via platforms including Consilium, FNZ, Apex, OneAnswer, WealthView  
**Individual investors:** Direct investment minimum is \$100k. Also available via financial advisers and InvestNow  
 For more information contact us at: 0800 460 830 [contactus@harbourasset.co.nz](mailto:contactus@harbourasset.co.nz)

| Performance                            | 1 MONTH | 3 MONTH | 1 YEAR P.A. | 2 YEAR P.A. | 3 YEAR P.A. | 5 YEAR P.A. | 10 YEAR P.A. | SINCE INCEPTION P.A. |
|--|---------|---------|-------------|-------------|-------------|-------------|--------------|----------------------|
| Return before fees & tax, inc. IC      | -1.91%  | 2.06%   | 6.89%       | 1.71%       | 4.83%       | 8.55%       | 10.20%       | 12.34%               |
| Benchmark return, inc. IC              | -3.92%  | 0.74%   | 5.63%       | 2.34%       | 1.93%       | 6.19%       | 9.72%        | 11.21%               |
| Return after fees, before tax, inc. IC | -2.00%  | 1.79%   | 5.74%       | 0.60%       | 3.68%       | 7.37%       | 8.98%        | 11.09%               |

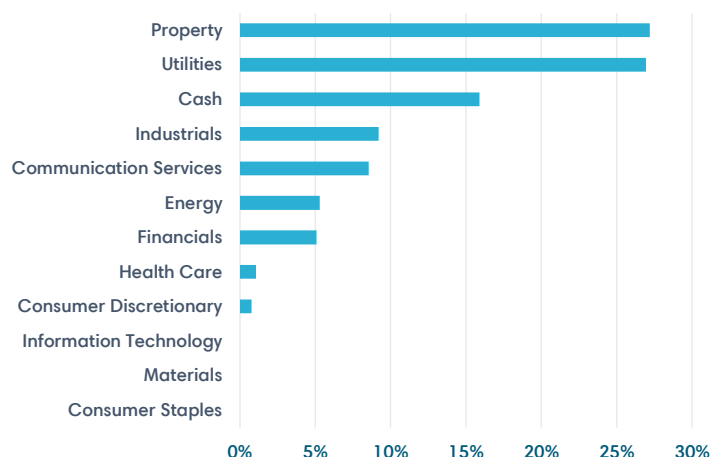
Past performance is not indicative of future results. Inception: 1 November 2011. Benchmark: 60% S&P/ASX Industrials Index & 40% S&P/NZX 50 Portfolio Index. Return before fees & tax, inc. IC (where IC= imputation credits) is for the wholesale fund, into which this fund invests.

## Investment mix

- NZD EQUITIES (55.5%)
- AUD EQUITIES (28.6%)
- CASH (15.9%)



## Sector weights



Source: MSCI

## Responsible/ethical investing

We employ a strategy of integration and company engagement/voting, meaning our team researches the companies we invest in and actively checks for any environmental, social or governance (ESG) risks that may apply. It helps our Portfolio Manager develop an understanding of each company, and influences not only whether we invest in companies, but also how much. This fund also includes negative screening to remove companies whose business activities may lead to significant harm. Zero-tolerance exclusions include the production of tobacco, nuclear explosives, cluster munitions, anti-personnel mines, pornography and controversial firearms. Additional information on screening thresholds and processes are outlined in the exclusions section of our [ESG Policy](#).

|                                    |                 |
|------------------------------------|-----------------|
| Market value                       | \$39,447,984    |
| Inception date                     | 1 November 2011 |
| Currency                           | NZD             |
| Estimated total fee (ex. GST)      | 1.03% p.a.      |
| Distribution frequency             | Quarterly       |
| Last distribution (cents per unit) | 2.24            |
| Risk rating*                       | 5 out of 7      |
| Unit price (NZD)                   | 2.1132          |

\*Based on returns data from 5 years to 30 April 2024. Risk is rated from 1 (low) to 7 (high). The rating reflects how much the value of the fund's assets goes up and down (volatility). A higher risk generally means higher potential returns over time, but more ups and downs along the way. See PDS for more risk information.

|                                   | FUND | BENCHMARK |
|-----------------------------------|------|-----------|
| Carbon footprint                  | 21   | 66        |
| Weighted average carbon intensity | 61   | 66        |

Carbon Footprint tonnes CO<sub>2</sub>e/\$m invested. Weighted Average Carbon Intensity tonnes CO<sub>2</sub>e/\$m revenue. Metrics are calculated according to the methodology of the [Task Force on Climate-Related Financial Disclosures \(TCFD\) Implementation Guide](#). Source: Harbour Asset Management, MSCI, Bloomberg, underlying fund managers. Data is the latest available and represents the portion of the fund invested into public equities.

## Investment team for this fund



**Craig Stent, CFA**  
Executive Director, Head of Equities



**Shane Solly, CFA**  
Director, Portfolio Manager



**Andrew Bascand**  
Managing Director, Portfolio Manager

This report is provided for general information purposes only. The information provided is not intended to be financial advice. The information provided is given in good faith and has been prepared from sources believed to be accurate and complete as at the date of issue, but such information may be subject to change. Harbour manages a wholesale version of this fund for 'wholesale investors' (in terms of clause 3(2) and 3(3) of Schedule 1 of the Financial Markets Conduct Act 2013). Harbour also manages a retail version, which is part of Harbour Investment Funds. The retail fund invests wholly in the wholesale fund. Harbour Asset Management Limited is the issuer of Harbour Investment Funds (Funds). A copy of the Product Disclosure Statement (PDS) for the retail version of this fund is available at <https://www.harbourasset.co.nz/our-funds/investor-documents/>. Past performance is not indicative of future results and no representation is made regarding future performance of the Funds. No person guarantees the performance of any funds managed by Harbour Asset Management Limited.

**Data sources:**

**S&P Dow Jones LLC**

The S&P Indices are products of S&P Dow Jones Indices LLC or its affiliates "SPDJI") and has been licensed for use by Harbour Asset Management Limited ("Harbour"). Standard & Poor's® and S&P® are registered trademarks of Standard & Poor's Financial Services LLC ("S&P"); Dow Jones® is a registered trademark of Dow Jones Trademark Holdings LLC ("Dow Jones"); and these trademarks have been licensed for use by SPDJ and sublicensed for certain purposes by Harbour. This report is not sponsored, endorsed, sold or promoted by SPDJI, Dow Jones, S&P or their respective affiliates and none of such parties make any representation regarding the advisability of investing in such product(s) nor do they have any liability for any errors, omissions, or interruptions of the S&P Indices.

**Bloomberg**

The BLOOMBERG PROFESSIONAL service, BLOOMBERG Data and BLOOMBERG Reporting (the "Services") are owned and distributed locally by Bloomberg Finance L.P. ("BFLP") and its subsidiaries in all jurisdictions other than Argentina, Bermuda, China, India, Japan and Korea (the "BLP Countries"). BFLP is a wholly-owned subsidiary of Bloomberg L.P. ("BLP"). BLP Provides BFLP with global marketing and operational support and service for the Services and distributes the Services either directly or through a non-BFLP subsidiary in the BLP Countries. BFLP, BLP and their affiliates do not provide investment advice or guarantee the accuracy of prices or information in the Services. Nothing on the Services shall constitute an offering of financial instruments by BFLP, BLP or their affiliates.

**GICS**

The Global Industry Classification Standard ("GICS") was developed by and is the exclusive property and a service mark of MSCI Inc. ("MSCI") and Standard & Poor's, a division of The McGraw-Hill Companies, Inc. ("S&P") and is licensed for use by Harbour Asset Management Limited. Neither MSCI, S&P nor any third party involved in making or compiling the GICS or any GICS classifications makes any express or implied warranties or representations with respect to such standard or classification (or the results to be obtained by the use thereof), and all such parties hereby expressly disclaimer all warranties of originality, accuracy, completeness, merchantability and fitness for a particular purpose with respect to any of such standard or classification. Without limiting any of the foregoing, in no event shall MSCI, S&P, any of their affiliates or any third party involved in making or compiling the GICS or any GICS classifications have any liability for any direct, indirect, special, punitive, consequential or any other damages (including lost profits) even if notified of the possibility of such damages.

# Equity Fund Harbour Long Short Fund

30 APRIL 2024

1 year performance

**5.32%**

As at 30 April 2024, after fees,  
before tax

Est. fee\*

**0.99%**

Per annum, ex. GST

Unit pricing

**Daily**

T + 1

If you invested \$10,000 at  
inception it would be worth:

**\$13,197**

After fees, before tax.  
Inception 03/1/2019

\* May pay an additional performance fee. Please see Product Disclosure Statement for details.

Past performance is not indicative of future results. Please see pg 2 for performance over additional periods and additional Fund information.

## About the Fund

An actively managed high conviction fund which invests principally, through both long and short positions, in listed Australasian equities.

## Fund purpose

The Fund is designed to deliver positive absolute returns through the economic cycle with low volatility and low correlation of returns with equity markets.

## Fund benchmark

The Fund is not managed in relation to a benchmark. However, we report performance against: S&P/NZX Bank Bills 90-Day Index plus 2%.

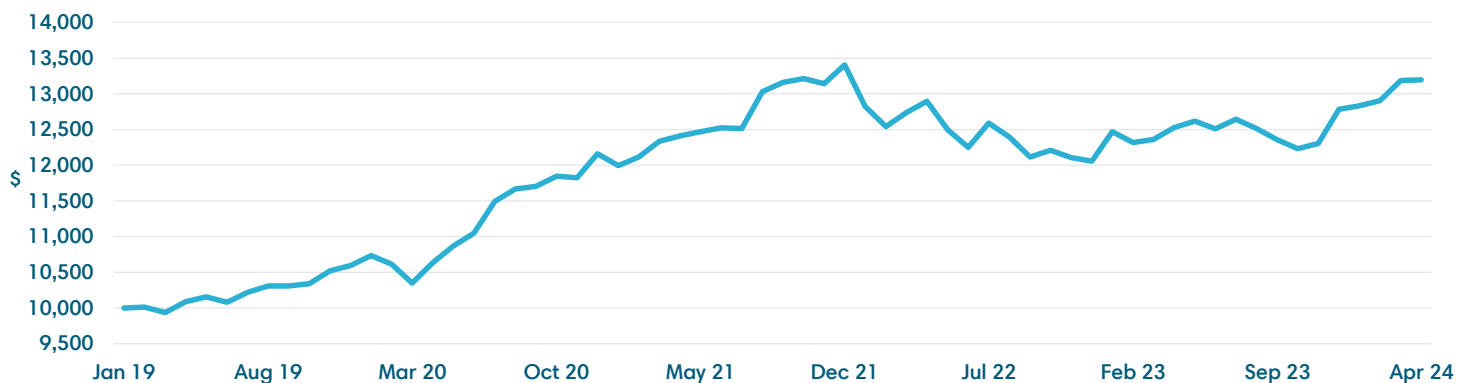
To calculate the risk indicator we use: 15% S&P/NZX 50 Index; 15% S&P/ASX 200 Index & 70% S&P/NZX Bank Bills 90-Day Index.

## Investment approach

The Fund principally holds 'long' and 'short' positions in listed Australasian equities reflecting our conviction in their likelihood of providing medium to long term capital growth. We can actively allocate investments between Australasian listed equities, fixed interest and cash. The Fund may also use derivatives to hedge currency and equity risk.

## Growth of \$10,000 invested in Fund since inception

Cumulative returns after fees, before tax.



Financial advisers: This Fund is available via platforms including FNZ

Individual investors: Direct investment minimum is \$100k. Also available via financial advisers and InvestNow

For more information contact us at: 0800 460 830 [contactus@harbourasset.co.nz](mailto:contactus@harbourasset.co.nz)

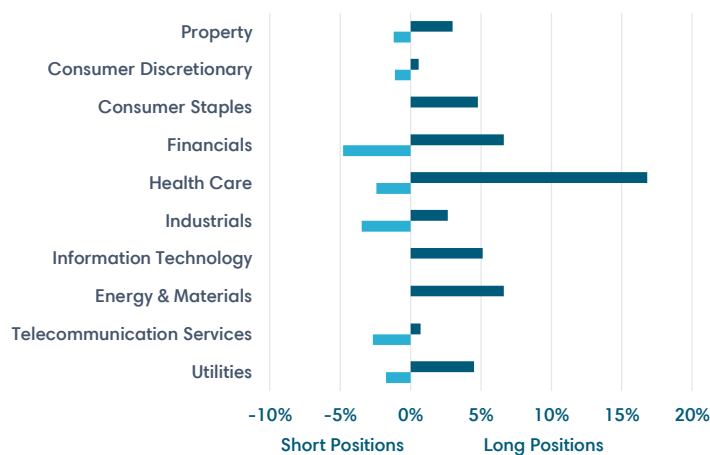
| Performance                            | 1 MONTH | 3 MONTH | 1 YEAR P.A. | 2 YEAR P.A. | 3 YEAR P.A. | 5 YEAR P.A. | 10 YEAR P.A. | SINCE INCEPTION P.A. |
|--|---------|---------|-------------|-------------|-------------|-------------|--------------|----------------------|
| Return before fees & tax, inc. IC      | 0.17%   | 3.10%   | 6.49%       | 2.25%       | 3.57%       | 7.97%       | -            | 7.77%                |
| Benchmark return, inc. IC              | 0.62%   | 1.87%   | 7.77%       | 6.61%       | 5.26%       | 4.30%       | -            | 4.29%                |
| Return after fees, before tax, inc. IC | 0.09%   | 2.84%   | 5.32%       | 1.17%       | 2.07%       | 5.52%       | -            | 5.35%                |
| Market Index returns                   | -0.21%  | 1.63%   | 5.96%       | 4.48%       | 3.43%       | 3.84%       | -            | 4.47%                |

Past performance is not indicative of future results. Inception: 03 January 2019. IC= imputation credits. Performance Benchmark: S&P/NZX Bank Bills 90-Day Index plus 2%. Market Index is 15% S&P/NZX50 Index; 15% S&P/ASX 200 Index & 70% S&P/NZX Bank Bills 90-Day Index.

## Fund characteristics

|                      | FUND   |
|----------------------|--------|
| Number of longs      | 34     |
| Number of shorts     | 13     |
| Gross long exposure  | 51.39% |
| Gross short exposure | 17.47% |
| Gross exposure       | 68.86% |
| Net exposure         | 33.92% |

## Sector weights



Source: MSCI

## Responsible/ethical investing

We employ a strategy of integration and company engagement/voting, meaning our team researches the companies we invest in and actively checks for any environmental, social or governance (ESG) risks that may apply. It helps our Portfolio Manager develop an understanding of each company, and influences not only whether we invest in companies, but also how much. This fund also includes negative screening to remove companies whose business activities may lead to significant harm. Zero-tolerance exclusions include the production of tobacco, nuclear explosives, cluster munitions, anti-personnel mines, pornography and controversial firearms.

|                                   | LONG POSITIONS | SHORT POSITIONS |
|-----------------------------------|----------------|-----------------|
| Carbon footprint                  | 9              | 45              |
| Weighted average carbon intensity | 25             | 26              |

Carbon Footprint tonnes CO<sub>2</sub>e/\$m invested. Weighted Average Carbon Intensity tonnes CO<sub>2</sub>e/\$m revenue. Metrics are calculated according to the methodology of the [Task Force on Climate-Related Financial Disclosures \(TCFD\) Implementation Guide](#).

Source: Harbour Asset Management, MSCI, Bloomberg, underlying fund managers. Data is the latest available and represents the portion of the fund invested into public equities. Note: The carbon statistics presented above have been adjusted for the extraordinary circumstance of the Channel Infrastructure holding based on data from its latest sustainability report which includes the decommissioning of its refinery operations.

|                               |                     |
|-------------------------------|---------------------|
| Market value                  | \$11,489,447        |
| Inception date                | 3 January 2019      |
| Currency                      | NZD                 |
| Estimated total fee (ex. GST) | 0.99% p.a.          |
| Performance fee               | Yes (See PDS)       |
| Distribution frequency        | Does not distribute |
| Risk rating*                  | 4 out of 7          |
| Unit price (NZD)              | 1.3028              |

\* Based on returns data from 5 years to 30 April 2024. Risk is rated from 1 (low) to 7 (high). The rating reflects how much the value of the fund's assets goes up and down (volatility). A higher risk generally means higher potential returns over time, but more ups and downs along the way. See PDS for more risk information.



## Investment team for this fund



**Craig Stent, CFA**  
**Executive Director, Head of Equities**



**Øyvinn Rimer**  
**Director, Senior Research Analyst**

This report is provided for general information purposes only. The information provided is not intended to be financial advice. The information provided is given in good faith and has been prepared from sources believed to be accurate and complete as at the date of issue, but such information may be subject to change. Harbour Asset Management Limited is the issuer of Harbour Investment Funds (Funds). A copy of the Product Disclosure Statement (PDS) for the Funds is available at <https://www.harbourasset.co.nz/our-funds/investor-documents/>. Past performance is not indicative of future results and no representation is made regarding future performance of the Funds. No person guarantees the performance of any funds managed by Harbour Asset Management Limited.

### Data sources:

S&P Dow Jones LLC

The S&P Indices are products of S&P Dow Jones Indices LLC or its affiliates "SPDJI" and has been licensed for use by Harbour Asset Management Limited ("Harbour"). Standard & Poor's® and S&P® are registered trademarks of Standard & Poor's Financial Services LLC ("S&P"); Dow Jones® is a registered trademark of Dow Jones Trademark Holdings LLC ("Dow Jones"); and these trademarks have been licensed for use by SPDJI and sublicensed for certain purposes by Harbour. This report is not sponsored, endorsed, sold or promoted by SPDJI, Dow Jones, S&P or their respective affiliates and none of such parties make any representation regarding the advisability of investing in such product(s) nor do they have any liability for any errors, omissions, or interruptions of the S&P Indices.

The BLOOMBERG PROFESSIONAL service, BLOOMBERG Data and BLOOMBERG Reporting (the "Services") are owned and distributed locally by Bloomberg Finance L.P. ("BFLP") and its subsidiaries in all jurisdictions other than Argentina, Bermuda, China, India, Japan and Korea (the "BLP Countries"). BFLP is a wholly-owned subsidiary of Bloomberg L.P. ("BLP"). BLP Provides BFLP with global marketing and operational support and service for the Services and distributes the Services either directly or through a non-BFLP subsidiary in the BLP Countries. BFLP, BLP and their affiliates do not provide investment advice or guarantee the accuracy of prices or information in the Services. Nothing on the Services shall constitute an offering of financial instruments by BFLP, BLP or their affiliates.

### GICS

The Global Industry Classification Standard ("GICS") was developed by and is the exclusive property and a service mark of MSCI Inc. ("MSCI") and Standard & Poor's, a division of The McGraw-Hill Companies, Inc. ("S&P") and is licensed for use by Harbour Asset Management Limited. Neither MSCI, S&P nor any third party involved in making or compiling the GICS or any GICS classifications makes any express or implied warranties or representations with respect to such standard or classification (or the results to be obtained by the use thereof), and all such parties hereby expressly disclaimer all warranties of originality, accuracy, completeness, merchantability and fitness for a particular purpose with respect to any of such standard or classification. Without limiting any of the foregoing, in no event shall MSCI, S&P, any of their affiliates or any third party involved in making or compiling the GICS or any GICS classifications have any liability for any direct, indirect, special, punitive, consequential or any other damages (including lost profits) even if notified of the possibility of such damages.

# Fixed Income Fund

## Harbour NZ Corporate Bond Fund

30 APRIL 2024

1 year performance

**4.42%**

As at 30 April 2024, after fees, before tax

Est. fee

**0.45%**

Per annum, ex. GST

Unit pricing

**Daily**

T + 1

If you invested \$10,000 at inception it would be worth:

**\$17,871**

After fees, before tax.  
Inception 16/2/2009

Past performance is not indicative of future results. Please see pg 2 for performance over additional periods and additional Fund information.

### About the Fund

A fixed interest fund designed to provide income through the yields available from investment grade NZ corporate bonds.

### Fund purpose

This Fund is designed to provide income by capturing the yield from investment grade corporate bonds. It aims to outperform the New Zealand corporate bond market. The objective of the Fund is to exceed the return of the benchmark portfolio after fees on a rolling 12-month basis.

### Fund benchmark

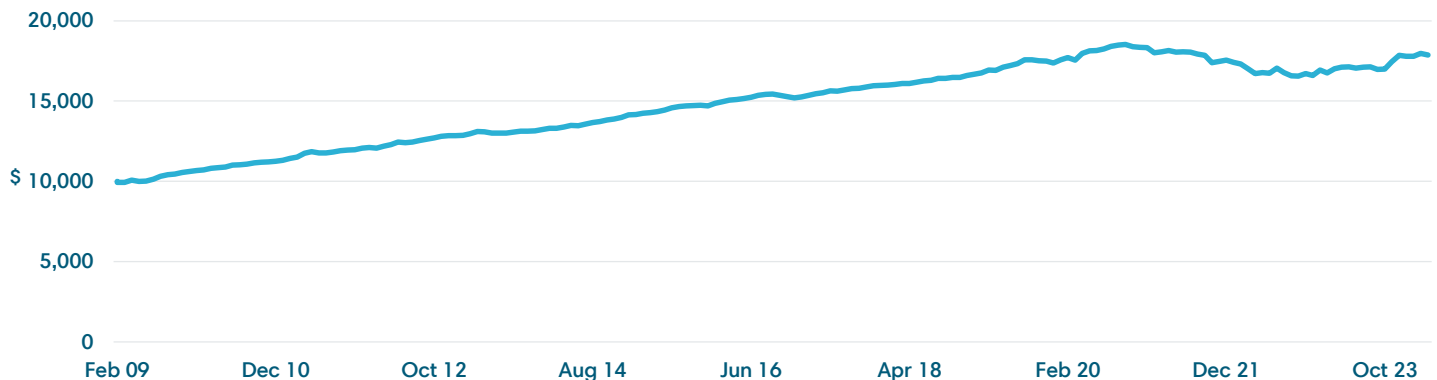
S&P/NZX Investment Grade Corporate Bond Total Return Index.

### Investment approach

This Fund draws on the detailed credit research of the Harbour Fixed Income team, and follows a diversified, low-turnover strategy. It aims to capture the credit and liquidity premium attached to corporate bonds, bank securities and local authority stock, which lends it a slightly higher credit risk profile relative to other fixed interest funds containing government stock.

### Growth of \$10,000 invested in Fund since inception

Cumulative returns after fees, before tax. This includes the reinvestment of the Fund's distributions.



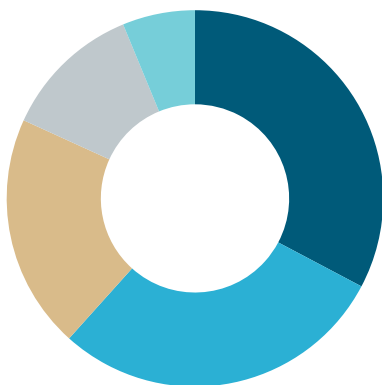
**Financial advisers:** This Fund is available via platforms including Consilium, FNZ, Apex, OneAnswer, WealthView  
**Individual investors:** Direct investment minimum is \$100k. Also available via financial advisers and InvestNow  
 For more information contact us at: 0800 460 830 [contactus@harbourasset.co.nz](mailto:contactus@harbourasset.co.nz)

| Performance                   | 1 MONTH | 3 MONTH | 1 YEAR P.A. | 2 YEAR P.A. | 3 YEAR P.A. | 5 YEAR P.A. | 10 YEAR P.A. | SINCE INCEPTION P.A. |
|-------------------------------|---------|---------|-------------|-------------|-------------|-------------|--------------|----------------------|
| Return before fees & tax      | -0.56%  | 0.58%   | 4.87%       | 3.85%       | -0.03%      | 1.58%       | 3.51%        | 4.48%                |
| Benchmark return              | -0.60%  | 0.40%   | 4.06%       | 3.34%       | -0.30%      | 1.13%       | 3.30%        | 4.28%                |
| Return after fees, before tax | -0.56%  | 0.48%   | 4.42%       | 3.39%       | -0.49%      | 1.10%       | 2.94%        | 3.89%                |

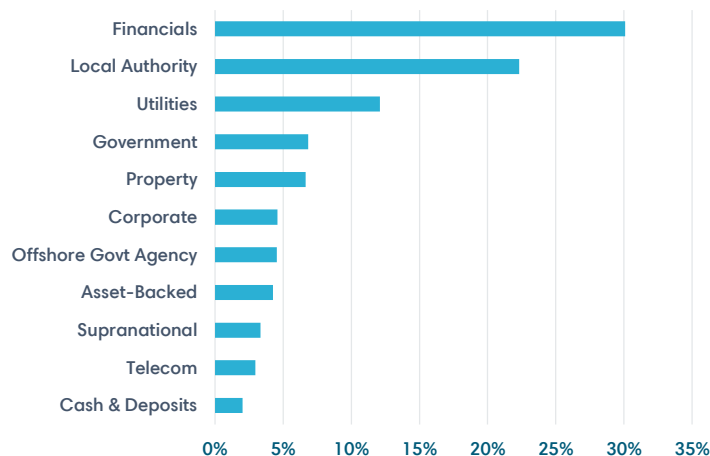
Past performance is not indicative of future results. Inception: 16 February 2009. Benchmark: S&P/NZX Investment Grade Corporate Bond Total Return Index. (Prior to 1 December 2023, the benchmark was S&P/NZX A-Grade Corporate Bond Total Return Index).

## Ratings

- AAA (32.7%)
- AA (28.9%)
- A (20.2%)
- BBB (12.0%)
- NR (6.2%)



## Sector weights



## Responsible/ethical investing

We employ a strategy of integration and company engagement, meaning our team researches the companies we invest in and actively checks for any environmental, social or governance (ESG) risks that may apply. It helps our Portfolio Manager develop an understanding of each company, and influences the allocation of capital. This fund also includes negative screening to remove companies whose business activities may lead to significant harm. Zero-tolerance exclusions include the production of tobacco, nuclear explosives, cluster munitions, anti-personnel mines, pornography and controversial firearms. Additional information on screening thresholds and processes are outlined in the exclusions section of our [ESG Policy](#).

|                                    |                  |
|------------------------------------|------------------|
| Market value                       | \$493,857,706    |
| Inception date                     | 16 February 2009 |
| Currency                           | NZD              |
| Estimated total fee (ex. GST)      | 0.45% p.a.       |
| Performance fee                    | None             |
| Entry/exit fee                     | None             |
| Distribution frequency             | Quarterly        |
| Last distribution (cents per unit) | 1.39             |
| Risk rating*                       | 3 out of 7       |
| Unit price (NZD)                   | 0.9744           |
| Yield to maturity                  | 5.91%            |
| Modified duration (years)          | 3.27             |

|                                   |      |
|-----------------------------------|------|
| FUND                              |      |
| Weighted average carbon intensity | 15.5 |

Weighted Average Carbon Intensity tonnes CO<sub>2</sub>e/\$m revenue. For more information please see [www.harbourasset.co.nz/fixed-interest-carbon-intensity](http://www.harbourasset.co.nz/fixed-interest-carbon-intensity). Source: Harbour Asset Management, MSCI. Data is the latest available.

\* Based on returns data from 5 years to 30 April 2024. Risk is rated from 1 (low) to 7 (high). The rating reflects how much the value of the fund's assets goes up and down (volatility). A higher risk generally means higher potential returns over time, but more ups and downs along the way. See PDS for more risk information.

## Investment team for this fund



George Henderson, CFA  
Director, Portfolio Manager



Mark Brown  
Director, Head of Fixed Income



Hamish Pepper  
Director, Fixed Income & Currency Strategist



Simon Pannett, CFA  
Director, Senior Credit Analyst



Jenny Yang  
Fixed Income Quantitative Analyst

This report is provided for general information purposes only. The information provided is not intended to be financial advice. The information provided is given in good faith and has been prepared from sources believed to be accurate and complete as at the date of issue, but such information may be subject to change. Harbour Asset Management Limited is the issuer of Harbour Investment Funds (Funds). A copy of the Product Disclosure Statement (PDS) for the Funds is available at <https://www.harbourasset.co.nz/our-funds/investor-documents/>. Past performance is not indicative of future results and no representation is made regarding future performance of the Funds. No person guarantees the performance of any funds managed by Harbour Asset Management Limited.

**Data sources:**

**S&P Dow Jones LLC**

The S&P Indices are products of S&P Dow Jones Indices LLC or its affiliates ("SPDJI") and has been licensed for use by Harbour Asset Management Limited ("Harbour"). Standard & Poor's® and S&P® are registered trademarks of Standard & Poor's Financial Services LLC ("S&P"); Dow Jones® is a registered trademark of Dow Jones Trademark Holdings LLC ("Dow Jones"); and these trademarks have been licensed for use by SPDJ and sublicensed for certain purposes by Harbour. This report is not sponsored, endorsed, sold or promoted by SPDJI, Dow Jones, S&P or their respective affiliates and none of such parties make any representation regarding the advisability of investing in such product(s) nor do they have any liability for any errors, omissions, or interruptions of the S&P Indices.

**Bloomberg**

The BLOOMBERG PROFESSIONAL service, BLOOMBERG Data and BLOOMBERG Reporting (the "Services") are owned and distributed locally by Bloomberg Finance L.P. ("BFLP") and its subsidiaries in all jurisdictions other than Argentina, Bermuda, China, India, Japan and Korea (the "BLP Countries"). BFLP is a wholly-owned subsidiary of Bloomberg L.P. ("BLP"). BLP Provides BFLP with global marketing and operational support and service for the Services and distributes the Services either directly or through a non-BFLP subsidiary in the BLP Countries. BFLP, BLP and their affiliates do not provide investment advice or guarantee the accuracy of prices or information in the Services. Nothing on the Services shall constitute an offering of financial instruments by BFLP, BLP or their affiliates.

# Multi Asset Fund

## Harbour Income Fund

30 APRIL 2024

1 year performance

**6.76%**

As at 30 April 2024, after fees, before tax

Est. fee\*

**0.63%**

Per annum, ex. GST

Unit pricing

**Daily**

T + 1

If you invested \$10,000 at inception it would be worth:

**\$15,249**

After fees, before tax. Inception 28/10/2015

\* May pay an additional performance fee. Please see Product Disclosure Statement for details.

Past performance is not indicative of future results. Please see pg 2 for performance over additional periods and additional Fund information.

### About the Fund

A diversified fund designed for investors who want to generate a steady and sustainable income across all market cycles, with some scope for capital growth.

### Fund purpose

The Fund objective is to exceed the Official Cash Rate (OCR) plus 3.5% per annum over rolling 3-year periods. Multi asset funds are a whole portfolio in one fund, containing a balance of different asset classes. Investors can pick one, or mix funds together.

### Fund benchmark

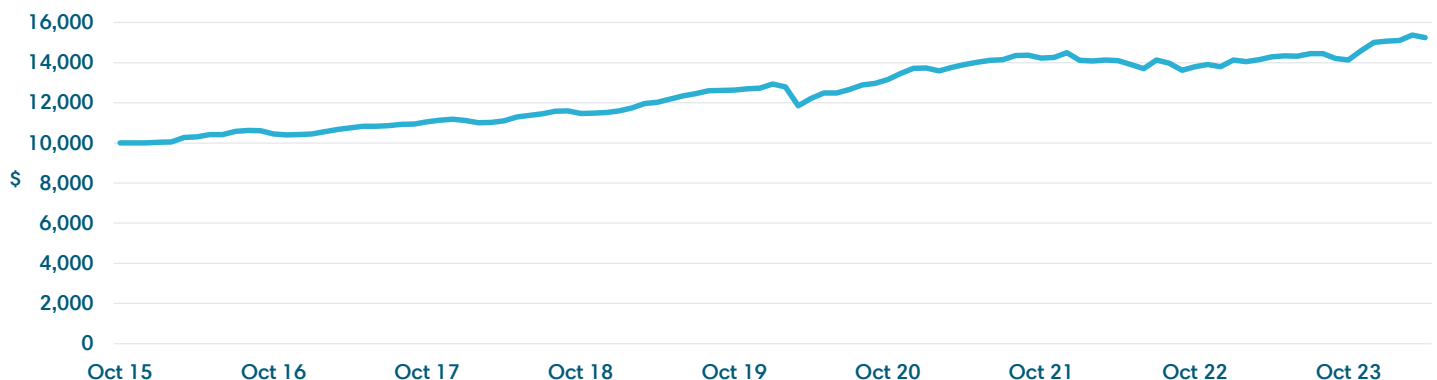
68% S&P/NZX A Grade Corporate Bond Total Return, 16% S&P/ASX 200 Industrials Index and 16% S&P/NZX Portfolio Index.

### Investment approach

The Fund invests approximately 32% in growth assets and 68% in defensive assets, primarily New Zealand fixed interest securities and dividend-paying Australasian shares. The Fund is actively managed, harnessing the expertise of Harbour's award-winning investment team for domestic asset classes, and best-in-class externally-managed global funds. The team change the allocation of assets to proactively mitigate risks and take advantage of opportunities across market cycles.

### Growth of \$10,000 invested in Fund since inception

Cumulative returns after fees, before tax. This includes the reinvestment of the Fund's distributions.



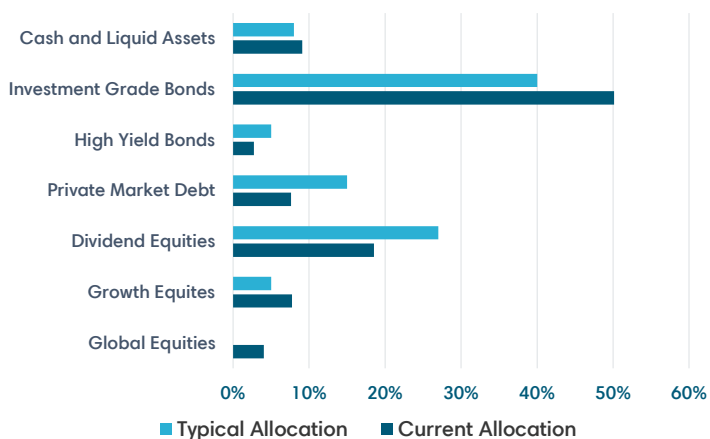
**Financial advisers:** This Fund is available via platforms including Consilium, FNZ, Apex, OneAnswer, WealthView  
**Individual investors:** Direct investment minimum is \$100k. Also available via financial advisers and InvestNow  
**For more information contact us at:** 0800 460 830 [contactus@harbourasset.co.nz](mailto:contactus@harbourasset.co.nz)



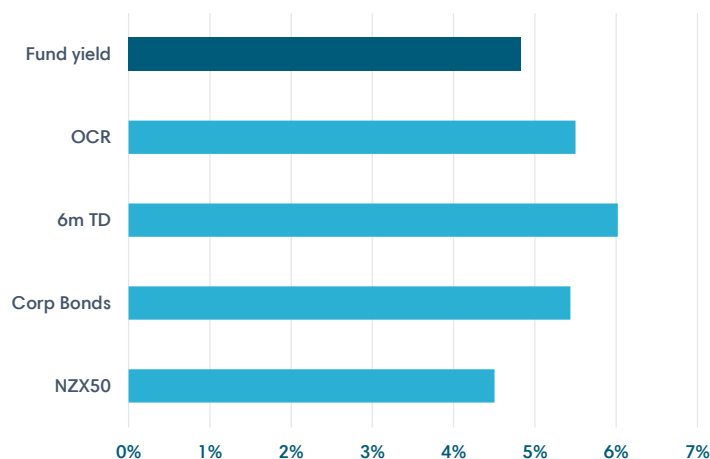
| Performance                            | 1 MONTH | 3 MONTH | 1 YEAR P.A. | 2 YEAR P.A. | 3 YEAR P.A. | 5 YEAR P.A. | 10 YEAR P.A. | SINCE INCEPTION P.A. |
|--|---------|---------|-------------|-------------|-------------|-------------|--------------|----------------------|
| Return before fees & tax, inc. IC      | -0.81%  | 1.36%   | 7.43%       | 4.64%       | 3.74%       | 5.51%       | -            | 5.79%                |
| Benchmark return, inc. IC              | -1.48%  | 0.55%   | 4.79%       | 3.35%       | 0.88%       | 3.01%       | -            | 4.78%                |
| Return after fees, before tax, inc. IC | -0.80%  | 1.20%   | 6.76%       | 3.99%       | 3.11%       | 4.86%       | -            | 5.08%                |

Past performance is not indicative of future results. Inception: 28 October 2015. IC= imputation credits. Benchmark: 68% S&P/NZX A Grade Corporate Bond Total Return, 16% S&P/ASX 200 Industrials Index (100% hedged to NZD), 16% S&P/NZX 50 Portfolio Index.

## Asset allocation



## Yield



## Responsible/ethical investing

We employ a strategy of integration and company engagement/voting, meaning our team researches the companies we invest in and actively checks for any environmental, social or governance (ESG) risks that may apply. It helps our Portfolio Manager develop an understanding of each company, and influences not only whether we invest in companies, but also how much. The fund also utilises external managers, who must meaningfully integrate ESG and impact into their processes. Additional information on screening thresholds and processes are outlined in the exclusions section of our ESG Policy on our website.

|                                    |                 |
|------------------------------------|-----------------|
| Market value                       | \$249,293,617   |
| Inception date                     | 28 October 2015 |
| Currency                           | NZD             |
| Estimated total fee (ex. GST)      | 0.63% p.a.      |
| Performance fee                    | Yes (See PDS)   |
| Entry/exit fee                     | None            |
| Distribution frequency             | Monthly         |
| Last distribution (cents per unit) | 0.45            |
| Risk rating*                       | 4 out of 7      |
| Unit price (NZD)                   | 1.0223          |

\* Based on returns data from 5 years to 30 April 2024. Risk is rated from 1 (low) to 7 (high). The rating reflects how much the value of the fund's assets goes up and down (volatility). A higher risk generally means higher potential returns over time, but more ups and downs along the way. See PDS for more risk information.

## Investment team for this fund



**Mark Brown**  
Director, Head of Fixed Income



**Simon Pannett, CFA**  
Director, Senior Credit Analyst



**Craig Stent, CFA**  
Executive Director, Head of Equities

This report is provided for general information purposes only. The information provided is not intended to be financial advice. The information provided is given in good faith and has been prepared from sources believed to be accurate and complete as at the date of issue, but such information may be subject to change. Harbour Asset Management Limited is the issuer of Harbour Investment Funds (Funds). A copy of the Product Disclosure Statement (PDS) for the Funds is available at <https://www.harbourasset.co.nz/our-funds/investor-documents/>. Past performance is not indicative of future results and no representation is made regarding future performance of the Funds. No person guarantees the performance of any funds managed by Harbour Asset Management Limited.

**Data sources:**

**S&P Dow Jones LLC**

The S&P Indices are products of S&P Dow Jones Indices LLC or its affiliates ("SPDJI") and has been licensed for use by Harbour Asset Management Limited ("Harbour"). Standard & Poor's® and S&P® are registered trademarks of Standard & Poor's Financial Services LLC ("S&P"); Dow Jones® is a registered trademark of Dow Jones Trademark Holdings LLC ("Dow Jones"); and these trademarks have been licensed for use by SPDJ and sublicensed for certain purposes by Harbour. This report is not sponsored, endorsed, sold or promoted by SPDJI, Dow Jones, S&P or their respective affiliates and none of such parties make any representation regarding the advisability of investing in such product(s) nor do they have any liability for any errors, omissions, or interruptions of the S&P Indices.

**Bloomberg**

The BLOOMBERG PROFESSIONAL service, BLOOMBERG Data and BLOOMBERG Reporting (the "Services") are owned and distributed locally by Bloomberg Finance L.P. ("BFLP") and its subsidiaries in all jurisdictions other than Argentina, Bermuda, China, India, Japan and Korea (the "BLP Countries"). BFLP is a wholly-owned subsidiary of Bloomberg L.P. ("BLP"). BLP Provides BFLP with global marketing and operational support and service for the Services and distributes the Services either directly or through a non-BFLP subsidiary in the BLP Countries. BFLP, BLP and their affiliates do not provide investment advice or guarantee the accuracy of prices or information in the Services. Nothing on the Services shall constitute an offering of financial instruments by BFLP, BLP or their affiliates.

# Fixed Income Fund

## Harbour Enhanced Cash Fund

30 APRIL 2024

1 year performance

**6.06%**

As at 30 April 2024, after fees, before tax

Est. fee

**0.25%**

Per annum, ex. GST

Unit pricing

**Daily**

T + 1

If you invested \$10,000 at inception it would be worth:

**\$11,281**

After fees, before tax.  
Inception 01/8/2019

Past performance is not indicative of future results. Please see pg 2 for performance over additional periods and additional Fund information.

### About the Fund

An actively managed fund designed for investors who want liquidity and a higher return than short-term interest rates would generate at a bank.

### Fund purpose

This Fund is designed as a short term, higher liquidity and lower volatility investment option. The objective of the Fund is to outperform the benchmark of the portfolio by 85 basis points per annum over a rolling 3-year period.

### Fund benchmark

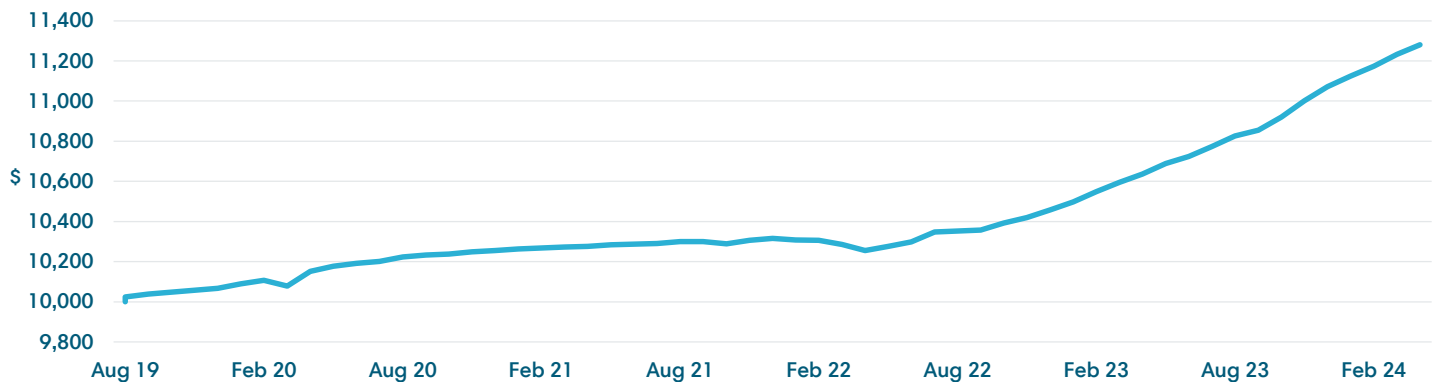
S&P/NZX Bank Bills 90-Day Index.

### Investment approach

This Fund holds liquid money market securities, NZ Government stock, corporate bonds and term deposits. It aims to generate returns in two ways: using Harbour's research-driven process to capture the higher yield that longer term securities can offer, then actively managing liquidity and interest rate exposure so funds are available when investors need them.

### Growth of \$10,000 invested in Fund since inception

Cumulative returns after fees, before tax.



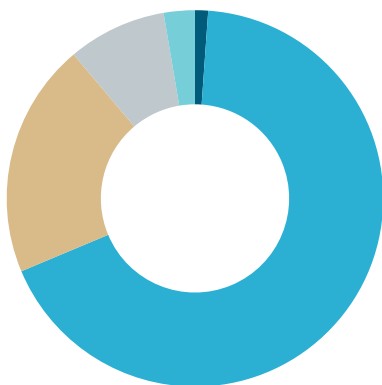
**Financial advisers:** This Fund is available via platforms including Consilium, FNZ, Apex  
**Individual investors:** Direct investment minimum is \$100k. Also available via financial advisers  
**For more information contact us at:** 0800 460 830 [contactus@harbourasset.co.nz](mailto:contactus@harbourasset.co.nz)

| Performance                   | 1 MONTH | 3 MONTH | 1 YEAR P.A. | 2 YEAR P.A. | 3 YEAR P.A. | 5 YEAR P.A. | 10 YEAR P.A. | SINCE INCEPTION P.A. |
|-------------------------------|---------|---------|-------------|-------------|-------------|-------------|--------------|----------------------|
| Return before fees & tax      | 0.40%   | 1.48%   | 6.30%       | 5.15%       | 3.43%       | 2.85%       | 3.11%        | 3.25%                |
| Benchmark return              | 0.46%   | 1.39%   | 5.77%       | 4.61%       | 3.26%       | 2.30%       | 2.45%        | 2.49%                |
| Return after fees, before tax | 0.42%   | 1.41%   | 6.06%       | 4.88%       | 3.16%       | 2.58%       | 2.85%        | 2.97%                |

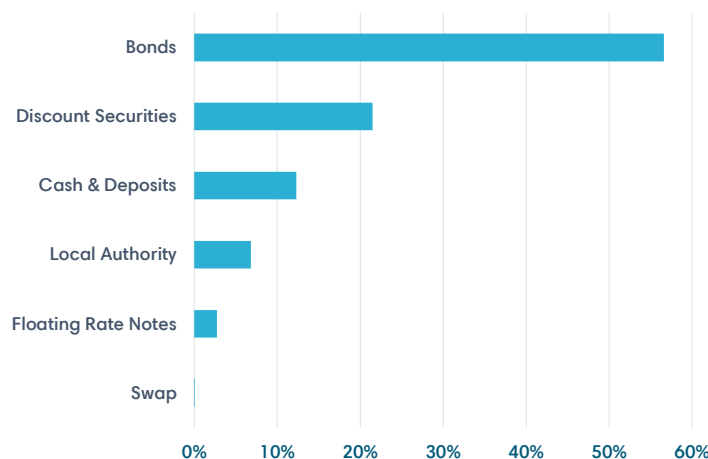
Past performance is not indicative of future results. Inception: 27 April 2012. The Harbour NZ Short Duration Fund (Wholesale) transitioned to the Harbour Enhanced Cash Fund on 1 August 2019. Returns from 1 August 2019 onward are a combination of both funds. Benchmark: S&P/NZX Bank Bill 90-day Index.

## Ratings

- AAA (1.1%)
- AA (67.6%)
- A (20.2%)
- BBB (8.5%)
- NR (2.7%)



## Sector weights



## Responsible/ethical investing

We employ a strategy of integration and company engagement, meaning our team researches the companies we invest in and actively checks for any environmental, social or governance (ESG) risks that may apply. It helps our Portfolio Manager develop an understanding of each company, and influences the allocation of capital. This fund also includes negative screening to remove companies whose business activities may lead to significant harm. Zero-tolerance exclusions include the production of tobacco, nuclear explosives, cluster munitions, anti-personnel mines, pornography and controversial firearms. Additional information on screening thresholds and processes are outlined in the exclusions section of our [ESG Policy](#).

|                               |                     |
|-------------------------------|---------------------|
| Market value                  | \$414,588,407       |
| Inception date                | 1 August 2019       |
| Currency                      | NZD                 |
| Estimated total fee (ex. GST) | 0.25% p.a.          |
| Distribution frequency        | Does not distribute |
| Risk rating*                  | 2 out of 7          |
| Unit price (NZD)              | 1.4218              |
| Yield to maturity             | 5.89%               |
| Yield above 90 day bank bills | 0.26%               |
| Modified duration (years)     | 0.59                |
| Credit duration (years)       | 1.02                |

| FUND                              |      |
|-----------------------------------|------|
| Weighted average carbon intensity | 15.3 |

Weighted Average Carbon Intensity tonnes CO2e/\$m revenue. For more information please see [www.harbourasset.co.nz/fixed-interest-carbon-intensity](http://www.harbourasset.co.nz/fixed-interest-carbon-intensity). Source: Harbour Asset Management, MSCI. Data is the latest available.

\*Based on returns data from 5 years to 30 April 2024. Risk is rated from 1 (low) to 7 (high). The rating reflects how much the value of the fund's assets goes up and down (volatility). A higher risk generally means higher potential returns over time, but more ups and downs along the way. See PDS for more risk information.

## Investment team for this fund



George Henderson, CFA  
Director, Portfolio Manager



Mark Brown  
Director, Head of Fixed Income



Hamish Pepper  
Director, Fixed Income & Currency Strategist



Simon Pannett, CFA  
Director, Senior Credit Analyst



Jenny Yang  
Fixed Income Quantitative Analyst

This report is provided for general information purposes only. The information provided is not intended to be financial advice. The information provided is given in good faith and has been prepared from sources believed to be accurate and complete as at the date of issue, but such information may be subject to change. Harbour Asset Management Limited is the issuer of Harbour Investment Funds (Funds). A copy of the Product Disclosure Statement (PDS) for the Funds is available at <https://www.harbourasset.co.nz/our-funds/investor-documents/>. Past performance is not indicative of future results and no representation is made regarding future performance of the Funds. No person guarantees the performance of any funds managed by Harbour Asset Management Limited.

**Data sources:**

**S&P Dow Jones LLC**

The S&P Indices are products of S&P Dow Jones Indices LLC or its affiliates ("SPDJI") and has been licensed for use by Harbour Asset Management Limited ("Harbour"). Standard & Poor's® and S&P® are registered trademarks of Standard & Poor's Financial Services LLC ("S&P"); Dow Jones® is a registered trademark of Dow Jones Trademark Holdings LLC ("Dow Jones"); and these trademarks have been licensed for use by SPDJ and sublicensed for certain purposes by Harbour. This report is not sponsored, endorsed, sold or promoted by SPDJI, Dow Jones, S&P or their respective affiliates and none of such parties make any representation regarding the advisability of investing in such product(s) nor do they have any liability for any errors, omissions, or interruptions of the S&P Indices.

**Bloomberg**

The BLOOMBERG PROFESSIONAL service, BLOOMBERG Data and BLOOMBERG Reporting (the "Services") are owned and distributed locally by Bloomberg Finance L.P. ("BFLP") and its subsidiaries in all jurisdictions other than Argentina, Bermuda, China, India, Japan and Korea (the "BLP Countries"). BFLP is a wholly-owned subsidiary of Bloomberg L.P. ("BLP"). BLP Provides BFLP with global marketing and operational support and service for the Services and distributes the Services either directly or through a non-BFLP subsidiary in the BLP Countries. BFLP, BLP and their affiliates do not provide investment advice or guarantee the accuracy of prices or information in the Services. Nothing on the Services shall constitute an offering of financial instruments by BFLP, BLP or their affiliates.



# Multi Asset Fund

## Harbour Sustainable Impact Fund

30 APRIL 2024

1 year performance

**3.40%**

As at 30 April 2024, after fees,  
before tax

Est. fee\*

**1.20%**

Per annum, ex. GST

Unit pricing

**Daily**

T + 2

If you invested \$10,000 at  
inception it would be worth:

**\$9,650**

After fees, before tax.  
Inception 30/11/2021

\* May pay an additional performance fee. Please see Product Disclosure Statement for details.

Past performance is not indicative of future results. Please see pg 2 for performance over additional periods and additional Fund information.

### About the Fund

A diversified fund designed for investors who want to grow their wealth and make a positive impact. The Fund has been designed to have a lower carbon footprint than the market benchmark, any carbon contained in the Fund will also then be offset by Harbour, through investment in projects which actively prevent carbon release and contribute to multiple UN Sustainable Development Goals (SDGs).

### Fund purpose

This Fund is designed to provide capital growth, risk management, and a positive impact from their investments. It aims to exceed the Official Cash Rate + 4% over rolling 5-year periods, and create a positive impact as measured against UN Sustainable Development Goals.

### Fund benchmark

5% S&P/NZX Bank Bills 90-day Index, 35% S&P/NZX A-Grade Corporate Bond Total Return Index, 15% S&P/NZX 50 Portfolio Index, 10% S&P/ASX 200 Index (50% hedged to NZD), 17.5% MSCI All Country World Index (unhedged), 17.5% MSCI All Country World Index (100% hedged to NZD).

### Investment approach

This balanced fund provides exposure to a mix of domestic and global investments, with a strong focus on the positive impact that these investments will have on various objectives linked to the UN SDGs. All investments are assessed against the SDGs. The Fund invests approximately 60% in growth assets such as impact global and domestic public and private equities, and approximately 40% into more defensive assets, predominantly impact and green bonds that meet our research criteria.

**Financial advisers:** This Fund is available via platforms including OneAnswer

**Individual investors:** Direct investment minimum is \$100k. Also available via financial advisers and InvestNow

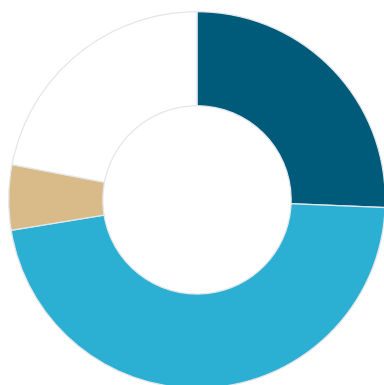
**For more information contact us at:** 0800 460 830 [contactus@harbourasset.co.nz](mailto:contactus@harbourasset.co.nz)

| Performance                            | 1 MONTH | 3 MONTH | 1 YEAR P.A. | 2 YEAR P.A. | 3 YEAR P.A. | 5 YEAR P.A. | 10 YEAR P.A. | SINCE INCEPTION P.A. |
|--|---------|---------|-------------|-------------|-------------|-------------|--------------|----------------------|
| Return before fees & tax, inc. IC      | -2.09%  | 3.16%   | 4.83%       | 3.45%       | -           | -           | -            | -0.10%               |
| Benchmark return, inc. IC              | -1.73%  | 2.71%   | 9.99%       | 6.31%       | -           | -           | -            | 3.63%                |
| Return after fees, before tax, inc. IC | -2.17%  | 2.83%   | 3.40%       | 1.99%       | -           | -           | -            | -1.46%               |

Past performance is not indicative of future results. Inception: 30 November 2021. IC= imputation credits. Benchmark: 5% S&P/NZX Bank Bills 90-day Index, 35% S&P/NZX A-Grade Corporate Bond Total Return Index, 15% S&P/NZX 50 Portfolio Index, 10% S&P/ASX 200 Index (50% hedged to NZD), 17.5% MSCI All Country World Index (unhedged), 17.5% MSCI All Country World Index (100% hedged to NZD).

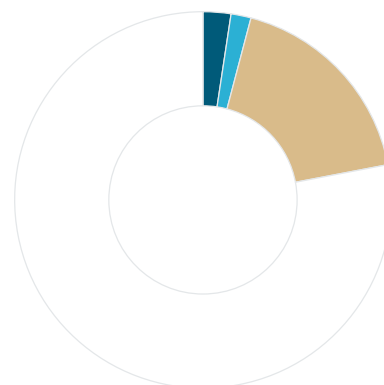
## Impact mapping (Equities)

### Social



|                                | % WEIGHT | AVG SCORE | BM SCORE |
|--------------------------------|----------|-----------|----------|
| Wellness                       | 25.6%    | 8.5       | 8.5      |
| Communities and Infrastructure | 46.8%    | 6.9       | 6.7      |
| Social Inclusion               | 5.6%     | 6.6       | 6.6      |

### Environment

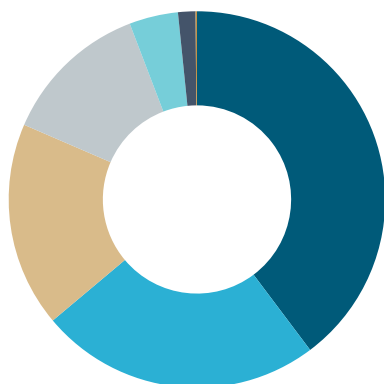


|                         | % WEIGHT | AVG SCORE | BM SCORE |
|-------------------------|----------|-----------|----------|
| Resource Sustainability | 2.4%     | 7.2       | 7.6      |
| Natural Capital         | 1.7%     | 7.9       | 6.8      |
| Climate Change          | 17.9%    | 8.1       | 7.7      |

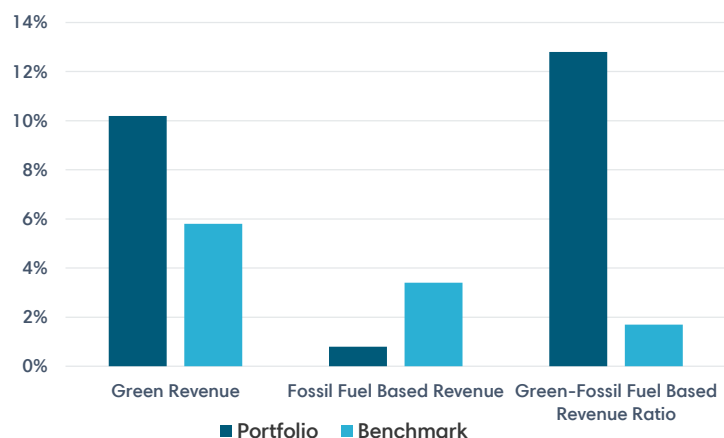
Average score is a weighted average score for the public equities portfolio, on a scale of 0-10. Individual company scores are normalised from ISS SDG data, taking the primary SDG for each company. Comparable benchmark average score is 7.0/10. Benchmark: 25% S&P/NZX 50 Portfolio Gross Index, 17% S&P/ASX 200 Index, 58% MSCI All Country World Index

## Asset allocation

- HARBOUR IMPACT FIXED INCOME (39.7%)
- MIROVA GLOBAL SUSTAINABLE EQUITY (24.1%)
- HARBOUR IMPACT EQUITY (17.6%)
- T. ROWE GLOBAL IMPACT EQUITY (12.7%)
- CASH (4.2%)
- ICEHOUSE SUSTAINABLE TECH FUND (1.5%)
- UBCO (0.1%)



## Green revenue exposure



Green revenue is the weighted average of revenue exposure to alternative energy, energy efficiency, green building, pollution prevention, sustainable water and sustainable agriculture. Fossil fuel-based revenue is the weighted average of revenue exposure to thermal coal extraction, O&G extraction, O&G refining as well as revenue from the thermal coal power generation. Benchmark: 25% S&P/NZX 50 Portfolio Gross Index, 17% S&P/ASX 200 Index, 58% MSCI All Country World Index

## Responsible/ethical investing

We employ a strategy of integration and company engagement, meaning our team researches the companies we invest in and actively checks for any environmental, social or governance (ESG) risks that may apply. They also develop an impact thesis for each security, linked to at least one UN SDG. This helps our team develop an understanding of each company, and influences not only whether we invest in companies, but also how much. The fund also utilises external managers, who must meaningfully integrate ESG and impact into their processes. The Impact Committee, made up of internal and external members, provide guidance and oversight on impact issues and SDGs. This fund also includes negative screening to remove companies whose business activities may lead to significant harm. Zero-tolerance exclusions include Adult Entertainment, Alcohol, Controversial Weapons, Gambling, the production of Tobacco, UN Global Compact Violators and Whaling. Companies with exposure to fossil fuels will only be included if they are proven to be rapidly transitioning to renewables.

Additional information on screening thresholds and processes are outlined in the exclusions section of our [ESG Policy](#).

|                                   | FUND | BENCHMARK |
|-----------------------------------|------|-----------|
| Carbon footprint                  | 18   | 65        |
| Weighted average carbon intensity | 69   | 106       |

Carbon Footprint tonnes CO<sub>2</sub>e/\$m invested. Weighted Average Carbon Intensity tonnes CO<sub>2</sub>e/\$m revenue. Metrics are calculated according to the methodology of the [Task Force on Climate-Related Financial Disclosures \(TCFD\) Implementation Guide](#). Source: Harbour Asset Management, MSCI, Bloomberg, underlying fund managers. Data is the latest available and represents the portion of the fund invested into public equities.

## Investment team for this fund



Chris Di Leva, CFA  
Director, Portfolio  
Manager



Øyvinn Rimer  
Director, Senior Research  
Analyst



Simon Pannett, CFA  
Director, Senior Credit  
Analyst



Lewis Fowler, CFA  
Investment Analyst

|                                       |                     |
|---------------------------------------|---------------------|
| Market value                          | \$6,874,194         |
| Inception date                        | 30 November 2021    |
| Currency                              | NZD                 |
| Estimated total fee (ex. GST)         | 1.20% p.a.          |
| Performance fee                       | Yes (See PDS)       |
| Entry/exit fee                        | None                |
| Distribution frequency                | Does not distribute |
| Risk rating*                          | 4 out of 7          |
| Fund temperature score before offsets | 1.9°                |
| Unit price (NZD)                      | 0.9631              |

\* Based on returns data from 5 years to 30 April 2024. Risk is rated from 1 (low) to 7 (high). The rating reflects how much the value of the fund's assets goes up and down (volatility). A higher risk generally means higher potential returns over time, but more ups and downs along the way. See PDS for more risk information.

This report is provided for general information purposes only. The information provided is not intended to be financial advice. The information provided is given in good faith and has been prepared from sources believed to be accurate and complete as at the date of issue, but such information may be subject to change. Harbour Asset Management Limited is the issuer of Harbour Investment Funds (Funds). A copy of the Product Disclosure Statement (PDS) for the Funds is available at <https://www.harbourasset.co.nz/our-funds/investor-documents/>. Past performance is not indicative of future results and no representation is made regarding future performance of the Funds. No person guarantees the performance of any funds managed by Harbour Asset Management Limited.

**Data sources:**

**S&P Dow Jones LLC**

The S&P Indices are products of S&P Dow Jones Indices LLC or its affiliates ("SPDJI") and has been licensed for use by Harbour Asset Management Limited ("Harbour"). Standard & Poor's® and S&P® are registered trademarks of Standard & Poor's Financial Services LLC ("S&P"); Dow Jones® is a registered trademark of Dow Jones Trademark Holdings LLC ("Dow Jones"); and these trademarks have been licensed for use by SPDJI and sublicensed for certain purposes by Harbour. This report is not sponsored, endorsed, sold or promoted by SPDJI, Dow Jones, S&P or their respective affiliates and none of such parties make any representation regarding the advisability of investing in such product(s) nor do they have any liability for any errors, omissions, or interruptions of the S&P Indices.

**MSCI**

The MSCI data is comprised of a custom index calculated by MSCI for, and as requested by, Harbour Asset Management Limited. The MSCI data is for internal use only and may not be redistributed or used in connection with creating or offering any securities, financial products or indices. Neither MSCI nor any other third party involved in or related to compiling, computing or creating the MSCI data (the "MSCI Parties") makes any express or implied warranties or representations with respect to such data (or the results to be obtained by the use thereof), and the MSCI Parties hereby expressly disclaim all warranties of originality, accuracy, completeness, merchantability or fitness for a particular purpose with respect to such data. Without limiting any of the foregoing, in no event shall any of the MSCI Parties have any liability for any direct, indirect, special, punitive, consequential or any other damages (including lost profits) even if notified of the possibility of such damages.

**Bloomberg**

The BLOOMBERG PROFESSIONAL service, BLOOMBERG Data and BLOOMBERG Reporting (the "Services") are owned and distributed locally by Bloomberg Finance L.P. ("BFLP") and its subsidiaries in all jurisdictions other than Argentina, Bermuda, China, India, Japan and Korea (the "BLP Countries"). BFLP is a wholly-owned subsidiary of Bloomberg L.P. ("BLP"). BLP Provides BFLP with global marketing and operational support and service for the Services and distributes the Services either directly or through a non-BFLP subsidiary in the BLP Countries. BFLP, BLP and their affiliates do not provide investment advice or guarantee the accuracy of prices or information in the Services. Nothing on the Services shall constitute an offering of financial instruments by BFLP, BLP or their affiliates.

# Fixed Income Fund

## Harbour NZ Core Fixed Interest Fund

30 APRIL 2024

1 year performance

**2.31%**

As at 30 April 2024, after fees, before tax

Est. fee

**0.63%**

Per annum, ex. GST

Unit pricing

**Daily**

T + 1

If you invested \$10,000 at inception it would be worth:

**\$14,730**

After fees, before tax.  
Inception 24/5/2011

Past performance is not indicative of future results. Please see pg 2 for performance over additional periods and additional Fund information.

### About the Fund

An actively managed fixed interest fund which predominantly holds a mix of NZ Government and corporate bonds.

### Fund purpose

This Fund is designed as a risk-diversifier for those who may already hold riskier assets (such as equities or property). It aims to generate returns over and above the New Zealand fixed interest market. The objective of the Fund is to outperform the benchmark by 100 basis points per annum over a rolling 3-year period.

### Fund benchmark

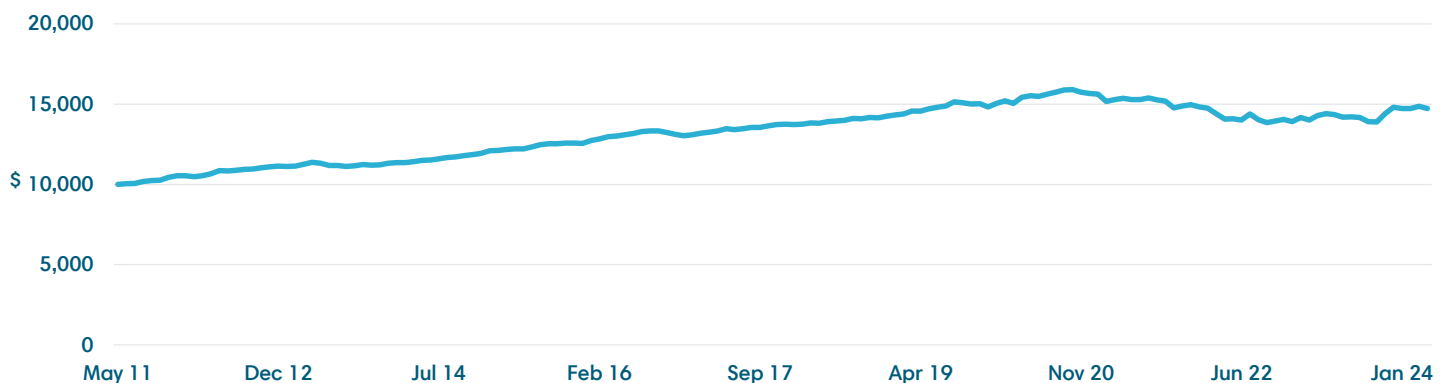
Bloomberg NZBond Composite 0+ Yr Index.

### Investment approach

This Fund is built to generate returns through investing primarily in a mix of New Zealand Government and corporate fixed interest securities. The Fund is actively managed, which means the Fixed Income team is able to use Harbour's macroeconomic and security research to make active investment decisions and target additional returns or hedge against risks.

### Growth of \$10,000 invested in Fund since inception

Cumulative returns after fees, before tax. This includes the reinvestment of the Fund's distributions.



**Financial advisers:** This Fund is available via platforms including Consilium, FNZ, Apex, OneAnswer, WealthView  
**Individual investors:** Direct investment minimum is \$100k. Also available via financial advisers and InvestNow  
 For more information contact us at: 0800 460 830 [contactus@harbourasset.co.nz](mailto:contactus@harbourasset.co.nz)

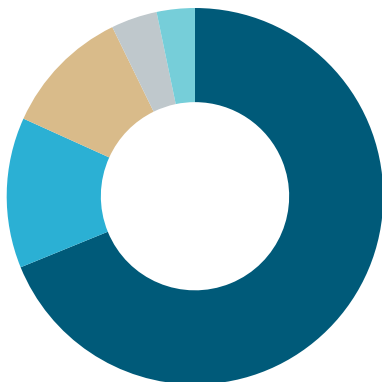


| Performance                   | 1 MONTH | 3 MONTH | 1 YEAR P.A. | 2 YEAR P.A. | 3 YEAR P.A. | 5 YEAR P.A. | 10 YEAR P.A. | SINCE INCEPTION P.A. |
|-------------------------------|---------|---------|-------------|-------------|-------------|-------------|--------------|----------------------|
| Return before fees & tax      | -0.94%  | 0.17%   | 2.94%       | 2.98%       | -0.73%      | 0.89%       | 3.29%        | 3.77%                |
| Benchmark return              | -1.03%  | -0.18%  | 1.90%       | 1.74%       | -1.88%      | -0.20%      | 2.61%        | 3.12%                |
| Return after fees, before tax | -0.96%  | -0.01%  | 2.31%       | 2.32%       | -1.37%      | 0.23%       | 2.59%        | 3.04%                |

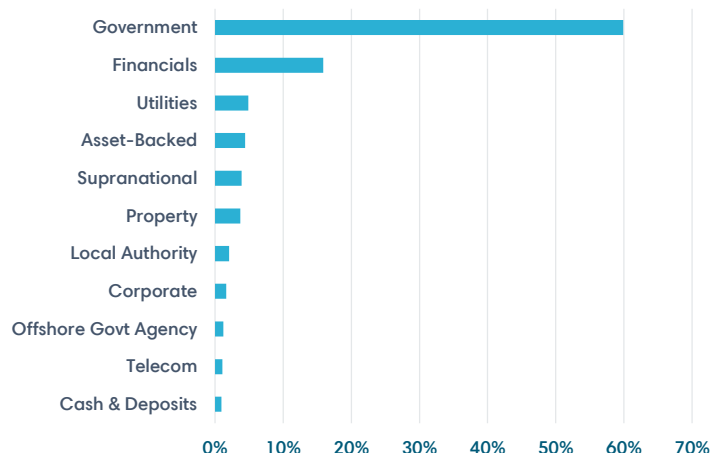
Past performance is not indicative of future results. Inception: 24 May 2011. Benchmark: Bloomberg NZBond Composite 0+ Yr Index, effective 1 January 2019. Prior benchmark was 50/50 weighted average of S&P/NZX Govt Bond Index & S&P/NZX A-Grade Corporate Bond Total Return Index. Return before fees & tax is for the wholesale fund, into which this fund invests.

## Ratings

- AAA (68.8%)
- AA (12.9%)
- A (11.0%)
- BBB (4.0%)
- NR (3.3%)



## Sector weights



## Responsible/ethical investing

We employ a strategy of integration and company engagement, meaning our team researches the companies we invest in and actively checks for any environmental, social or governance (ESG) risks that may apply. It helps our Portfolio Manager develop an understanding of each company, and influences the allocation of capital. This fund also includes negative screening to remove companies whose business activities may lead to significant harm. Zero-tolerance exclusions include the production of tobacco, nuclear explosives, cluster munitions, anti-personnel mines, pornography and controversial firearms. Additional information on screening thresholds and processes are outlined in the exclusions section of our [ESG Policy](#).

|                                    |               |
|------------------------------------|---------------|
| Market value                       | \$232,827,483 |
| Inception date                     | 24 May 2011   |
| Currency                           | NZD           |
| Estimated total fee (ex. GST)      | 0.63% p.a.    |
| Performance fee                    | None          |
| Entry/exit fee                     | None          |
| Distribution frequency             | Quarterly     |
| Last distribution (cents per unit) | 1.31          |
| Risk rating*                       | 3 out of 7    |
| Unit price (NZD)                   | 0.9913        |
| Yield to maturity                  | 5.49%         |
| Modified duration (years)          | 5.70          |

| FUND                              |     |
|-----------------------------------|-----|
| Weighted average carbon intensity | 4.7 |

Weighted Average Carbon Intensity tonnes CO2e/\$m revenue. For more information please see [www.harbourasset.co.nz/fixed-interest-carbon-intensity](http://www.harbourasset.co.nz/fixed-interest-carbon-intensity). Source: Harbour Asset Management, MSCI. Data is the latest available.

\* Based on returns data from 5 years to 30 April 2024. Risk is rated from 1 (low) to 7 (high). The rating reflects how much the value of the fund's assets goes up and down (volatility). A higher risk generally means higher potential returns over time, but more ups and downs along the way. See PDS for more risk information.

## Investment team for this fund



**Mark Brown**  
Director, Head of Fixed Income



**George Henderson, CFA**  
Director, Portfolio Manager



**Hamish Pepper**  
Director, Fixed Income & Currency Strategist



**Simon Pannett, CFA**  
Director, Senior Credit Analyst



**Jenny Yang**  
Fixed Income Quantitative Analyst

This report is provided for general information purposes only. The information provided is not intended to be financial advice. The information provided is given in good faith and has been prepared from sources believed to be accurate and complete as at the date of issue, but such information may be subject to change. Harbour manages a wholesale version of this fund for 'wholesale investors' (in terms of clause 3(2) and 3(3) of Schedule 1 of the Financial Markets Conduct Act 2013). Harbour also manages a retail version, which is part of Harbour Investment Funds. The retail fund invests wholly in the wholesale fund. Harbour Asset Management Limited is the issuer of Harbour Investment Funds (Funds). A copy of the Product Disclosure Statement (PDS) for the retail version of this fund is available at <https://www.harbourasset.co.nz/our-funds/investor-documents/>. Past performance is not indicative of future results and no representation is made regarding future performance of the Funds. No person guarantees the performance of any funds managed by Harbour Asset Management Limited.

**Data sources:**

**S&P Dow Jones LLC**

The S&P Indices are products of S&P Dow Jones Indices LLC or its affiliates "SPDJI") and has been licensed for use by Harbour Asset Management Limited ("Harbour"). Standard & Poor's® and S&P® are registered trademarks of Standard & Poor's Financial Services LLC ("S&P"); Dow Jones® is a registered trademark of Dow Jones Trademark Holdings LLC ("Dow Jones"); and these trademarks have been licensed for use by SPDJ and sublicensed for certain purposes by Harbour. This report is not sponsored, endorsed, sold or promoted by SPDJI, Dow Jones, S&P or their respective affiliates and none of such parties make any representation regarding the advisability of investing in such product(s) nor do they have any liability for any errors, omissions, or interruptions of the S&P Indices.

**Bloomberg**

Bloomberg Finance L.P. and its affiliates (collectively, "Bloomberg") are not affiliated with Harbour Asset Management Limited ("Harbour") and do not approve, endorse, review, or recommend Harbour. BLOOMBERG and the Bloomberg NZBond Bank Bill Index, Bloomberg NZBond Govt 0+ Yr Index, Bloomberg Commodity Index, Bloomberg NZBond Infl 0+ Yr Index and Bloomberg NZBond Credit 0+ Yr Index are trademarks or service marks of Bloomberg and have been licensed to Harbour. Bloomberg does not guarantee the timeliness, accurateness, or completeness of any data or information relating to the Bloomberg NZBond Bank Bill Index, Bloomberg NZBond Govt 0+ Yr Index, Bloomberg Commodity Index, Bloomberg NZBond Infl 0+ Yr Index and Bloomberg NZBond Credit 0+ Yr Index.

The BLOOMBERG PROFESSIONAL service, BLOOMBERG Data and BLOOMBERG Reporting (the "Services") are owned and distributed locally by Bloomberg Finance L.P. ("BFLP") and its subsidiaries in all jurisdictions other than Argentina, Bermuda, China, India, Japan and Korea (the "BLP Countries"). BFLP is a wholly-owned subsidiary of Bloomberg L.P. ("BLP"). BLP Provides BFLP with global marketing and operational support and service for the Services and distributes the Services either directly or through a non-BFLP subsidiary in the BLP Countries. BFLP, BLP and their affiliates do not provide investment advice or guarantee the accuracy of prices or information in the Services. Nothing on the Services shall constitute an offering of financial instruments by BFLP, BLP or their affiliates.